

MERLIN

ACCESSORIES LTD

Over 8,000 essential products that trade professionals rely on every day.





Gate & Fence Hardware

Gate Hardware


Locks & Handles	281-282
Latches & Catches	283-284
Bolts	285-288
Hasps & Staples	289-290
Exterior Gate & Door Hinges	291-294
Gate Kits	295

Field Gate Hardware

Field Gate Hooks & Eyes	296
Field Gate Hinge Sets	297-298
Field Gate Catches	299
Throw-Over Loops	300
Field Gate Wheels	300

Fence Hardware

Fence Post Supports	301-302
Fencing Accessories	303
Chains & Accessories	304-305



Locks & Handles



Long Throw Locks - Single

Outside



Key Operates Outside Only


An ideal high security lock for gates where key access from the outside is required. The lock can be opened from the inside without the use of a key providing quick and easy access.

The lock features a long throw of 50 or 70mm to clear any gate to frame gaps.

Supplied with a brass escutcheon for a clean flush finish around the lock cylinder or alternatively a rim lock escutcheon handle can be used (sold separately).

- Supplied with 3 keys
- Fixings included

Inside



Long Throw Locks - Double

Outside



Key Operates Outside & Inside


An ideal high security lock for gates where key access from the outside and inside is required.

The lock features a long throw of 50 or 70mm to clear any gate to frame gaps.

Supplied with a brass escutcheon for a clean flush finish around the lock cylinder or alternatively a rim lock escutcheon handle can be used (sold separately)

- Supplied with 3 keys
- Fixings included

Inside



Technical Data		
Size (mm)	50	70
Max. Door Thickness (mm)	50	70
Keep Size L x W (mm)	125 x 28	
Lock Case Size L x W (mm)	106 x 70	
Cylinder Ø (mm)	26	
No. of Screw Holes	8	
Screw Ø (mm)	5.0	

Epoxy Black	Product Code		
	Size (mm)	Pack Qty (pcs)	Carton Qty (packs)
BOX			
GLS50	50	1	25
GLS70	70	1	20

GAH01

Technical Data		
Size (mm)	50	70
Max. Door Thickness (mm)	50	70
Keep Size L x W (mm)	125 x 28	
Lock Case Size L x W (mm)	106 x 70	
Cylinder Ø (mm)	26	
No. of Screw Holes	8	
Screw Ø (mm)	5.0	

Epoxy Black	Product Code		
	Size (mm)	Pack Qty (pcs)	Carton Qty (packs)
BOX			
GLD50	50	1	25
GLD70	70	1	20

GAH01

Escutcheon Handle



A high quality pull handle to suit the extended throw locks. The pull handle fits over the rim cylinder of the lock to provide a clean finish to the cylinder hole.



Technical Data	
Size (mm)	200
To Suit Cylinder Ø (mm)	26
Length (mm)	200
Length (inch)	8
No. of Screw Holes	3
Screw Ø (mm)	3.5

Epoxy Black	Polished Chrome	Product Code		
		Size (mm)	Pack Qty (pcs)	Carton Qty (packs)
BAG - EXCLUDES FIXINGS				
RLEH8BB	RLEH8CB	200	1	100

GAB01

TIMBAG - FIXINGS INCLUDED				
427258	427336	200	1	10

GAP01

Hot Bed Handle



A durable and hard wearing handle for gates and shed doors.

Technical Data			
Size (mm)	150	175	
Length (mm)	150	175	
Length (inch)	6	7	
No. of Screw Holes	4		
Rec. Screw Ø (mm)	4.0		

Epoxy Black	Size (mm)	Product Code	
		Pack Qty (pcs)	Carton Qty (packs)
BAG - EXCLUDES FIXINGS			
HBH6B	150	1	160
HBH7B	175	1	160

GAB05

TIMBAG - FIXINGS INCLUDED			
HBH6BP	150	1	20
HBH7BP	175	1	20

GAP04

Rim Locks

Rim Dead Lock - 106 x 74



An ideal medium security lock for shed and internal doors.

It is reversible for both left and right hand hung doors and is key operational from both sides.

- Supplied with 2 keys.

Technical Data	
Size (mm)	106 x 74
Lock Case Size L x W (mm)	106 x 74
Keep Size L x W (mm)	75 x 23
Lock Follower Backset (mm)	43
Bolt Throw (mm)	13.5
No. of Screw Holes	5
Rec. Screw Ø (mm)	4.0

Product Code	Size (mm)	Pack Qty (pcs)	Carton Qty (packs)
BAG			
RDLB	106 x 74	1	10 GAB03
TIMBAG			
427124	106 x 74	1	5 GAP02

Rim Sash Lock Fluted - 156 x 106



An ideal medium security lock for sheds and internal doors.

It is reversible for both left and right hand hung doors and is key operation from both sides.

- Use with rim knob sets to operate the latch.
- Supplied with 2 keys.

Technical Data	
Size (mm)	156 x 106
Lock Case Size L x W (mm)	156 x 106
Keep Size L x W (mm)	92 x 24
Lock Follower Backset (mm)	43
Latch Follower Backset (mm)	105
Bolt Throw (mm)	13.5
No. of Screw Holes	6
Rec. Screw Ø (mm)	4.0

Product Code	Size (mm)	Pack Qty (pcs)	Carton Qty (packs)
BAG			
RSLFB	156 x 106	1	10 GAB03
TIMBAG			
427148	156 x 106	1	5 GAP02

Rim Sash Locks - 143 x 83



Reverse Plate- RSLRPB

An ideal medium security lock for shed and internal doors.

It is reversible for both left and right hand hung doors and is key operational from both sides. Use with rim knob sets to operate the latch.

- Supplied with keep for both inward and outward opening doors and 2 keys.

Technical Data	
Size (mm)	143 x 83
Lock Case Size L x W (mm)	143 x 83
Keep Size L x W (mm)	75 x 23
Lock Follower Backset (mm)	43
Latch Follower Backset (mm)	105
Bolt Throw (mm)	13.5
No. of Screw Holes	5
Rec. Screw Ø (mm)	4.0

Product Code	Opening Type	Size (mm)	Includes Fixings	Pack Qty (pcs)	Carton Qty (packs)
BAG					
RSLB	Inward	143 x 83	No	1	10
RSLRB	Outward	143 x 83	Yes	1	10
RSLRPB	Outward	74 x 22	Yes	1	20 GAB03
TIMBAG					
427695	Inward	143 x 83	Yes	1	5 GAP02

Press Lock



A low security lock commonly fitted to shed and green house doors which is surface mounted for quick and easy installation. The lock bolt engages on or into the door frame and does not require a keep.

- Supplied with 1 key. Additional spare keys are available as one key fits all locks. *PL3LKB supplied with 2 extra long keys.

Technical Data			
Size (mm)	76	100	125
Lock Case Size L x W (mm)	100 x 76	100 x 100	100 x 125
Lock Follower Backset (mm)	40	52	64
Bolt Throw (mm)	15		
No. of Screw Holes	4		
Rec. Screw Ø (mm)	4.0		

Product Code	Size (inch)	Size (mm)	Key Length	Includes Fixings	Pack Qty (pcs)	Carton Qty (packs)
BAG						
PL3BB	3	76	Standard	No	1	100
PL3LKB	3	76	Extra Long*	Yes	1	50
PL4BB	4	100	Standard	No	1	80
PL5BB	5	125	Standard	No	1	50 GAB04
TIMBAG						
427111	3	76	Standard	Yes	1	10
427754	4	100	Standard	Yes	1	10 GAP03

Press Lock Spare Keys (x5)



Spare keys that will operate all press locks.

Product Code	Pack Qty (pcs)	Carton Qty (packs)
BAG		
SPAREPLK	5	50 GAB04

Plastic Rim / Mortice Knob Set



Ideal for use on shed doors and gates. Can be used with rim or mortice locks.

Supplied with two escutcheon plates to cover keyhole cut outs.

Technical Data	
Size (mm)	One Size
Knob Ø (mm)	50
Rose Ø (mm)	56
Escutcheon Ø (mm)	33
Spindle Length (mm)	115
No. of Screw Holes	12
Rec. Screw Ø (mm)	4.0

Product Code	Pack Qty (pcs)	Carton Qty (packs)
BAG		
RPKSB	1	50 GAB03
TIMBAG		
427212	1	5 GAP02

Latches & Catches



Suffolk Latches

External handle allows gate to be opened from the outside.

Medium - Short Thumb Bit
205 x 45mm

For use on light domestic gates.



Heavy - Long Thumb Bit
219 x 50mm

For use on heavy domestic gates.



Technical Data

Type	Medium	Heavy
Backplate Size (mm)	205 x 45	219 x 50
Bar Length (mm)	203	203
Catch Projection (mm)	80	110
Max. Gate Thickness (mm)	50	75
No. of Screw Holes - CSK / Pan	12	14
Screw Ø (mm)	4.0	4.0

Product Code

Epoxy Black	Zinc	Hot Dipped Galvanised	Type	Backplate Size L x W (mm)	Pack Qty (pcs)	Carton Qty (packs)
BAG - EXCLUDES FIXINGS						
SLMBB	SLMZB	SLMGB	Medium	205 x 45	1	40
523369	-	523585	Heavy	219 x 50	1	30

TIMBAG - FIXINGS INCLUDED

SLMBP	SLMZP	SLMGP	Medium	205 x 45	1	5
-------	-------	-------	--------	----------	---	---

Ring Gate Latch

Smooth



Twisted



For use on light domestic gates. External handle allows the gate to be opened from the outside.

The twisted pattern ring handle adds a decorative feature.

Technical Data

Size (mm)	150
Bar Length (mm)	150
Backplate Size L x W (mm)	70 x 70
Spindle Length (mm)	100
Max. Gate Thickness (mm)	75
No. of Screw Holes - Pan	12
Screw Ø (mm)	4.0

Product Code

Epoxy Black	Zinc	Hot Dipped Galvanised	Type	Size (mm)	Size (inch)	Pack Qty (pcs)	Carton Qty (packs)
BAG - EXCLUDES FIXINGS							
RGL6BB	RGL6ZB	RGL6GB	Smooth	150	6	1	20
TRGL6BB	-	TRGL6GB	Twisted	150	6	1	30

TIMBAG - FIXINGS INCLUDED

RGL6BP	RGL6ZP	RGL6GP	Smooth	150	6	1	8
TRGL6BP	-	TRGL6GP	Twisted	150	6	1	8

Automatic Gate Catches

Automatic Gate Catch - 50mm

Automatically latches when the gate is shut and are pad-lockable for added security. Ideal for use in light domestic applications.



Heavy Automatic Gate Catch* 50mm

Automatically latches when the gate is shut and are pad-lockable for added security. Ideal for use in heavy domestic, commercial and agricultural applications.



Technical Data

Type	Standard	Heavy
Size (mm)	50	50
Bar Length (mm)	110	115
Backplate Size L x W (mm)	50 x 50	50 x 60
Catch Projection (mm)	50	60
Max. Padlock Shackle Ø (mm)	7	7
No. of Screw Holes - CSK / Pan	6	6
Screw Ø (mm)	4.0	4.0

Product Code

Epoxy Black	Zinc	Hot Dipped Galvanised	Size (mm)	Size (inch)	Pack Qty (pcs)	Carton Qty (packs)
BAG - EXCLUDES FIXINGS						
AGLMBB	AGLMZB	AGLMGB	50	2	1	100
-	-	AGLHGB*	50	2	1	60

TIMBAG - FIXINGS INCLUDED

AGLMBP	AGLMZP	AGLMGP	50	2	1	10
-	-	AGLHGP*	50	2	1	10

* Heavy Automatic Gate Catch

Kick Over Stable Latch



Kick over stable latches are ideal for stables and agricultural applications where a hands free operation is required.

Technical Data

Size (mm)	240
Bar Length (mm)	240
Backplate Size L x W (mm)	110 x 45
Seat Brackets Size L x W (mm)	45 x 170
Seat Brackets Backplate Size L x W (mm)	45 x 80
Catch Projection (mm)	140
No. of Screw Holes - Countersunk / Pan	12
Screw Ø (mm)	5.0

Product Code

Hot Dipped Galvanised	Size (mm)	Size (inch)	Pack Qty (pcs)	Carton Qty (packs)
TIMBAG - FIXINGS INCLUDED				
KOSLG	240	9 ½	1	10

Cabin Hook Cast Iron



Ideal for retaining doors and gates in an open position in heavy domestic and agricultural applications. Made from cast iron for added strength and durability.

Technical Data	
Size (mm)	75 - 300
Backplate Size L x W (mm)	45 x 45
No. of Screw Holes	4
Screw Ø (mm)	4.0

Product Code		Size (mm)	Size (inch)	Pack Qty (pcs)	Carton Qty (packs)
Epoxy Black	Hot Dipped Galvanised				
BAG - EXCLUDES FIXINGS					
523467	523656	75	3	1	200
523258	523219	100	4	1	200
523963	523953	150	6	1	150
523458	523632	200	8	1	100
523957	523454	250	10	1	50
523326	523565	300	12	1	50
LCB05					

Product Code		Size (mm)	Size (inch)	Pack Qty (pcs)	Carton Qty (packs)
TIMBAG - FIXINGS INCLUDED					
527115	527568	75	3	1	10
527225	527541	100	4	1	10
527998	527114	150	6	1	10
527651	527554	200	8	1	10
527478	527665	250	10	1	10
LCP05					

Turn Button Cast Iron




Turn buttons are used for holding flush fitting doors and gates closed. Use a 4.0 x 30mm screw to attach to door/gate

Product Code		Size (mm)	Size (inch)	Pack Qty (pcs)	Carton Qty (packs)
Epoxy Black	Zinc	Hot Dipped Galvanised			
BAG - EXCLUDES FIXINGS					
TB2BB	-	TB2GB	50	2	1
-	TB2ZB	-	52	2	20
-	TB25ZB	-	67	2 ½	20
LCB06					
TIMBAG - FIXINGS INCLUDED					
TB2BP	-	TB2GP	50	2	20
LCP06					

Cabin Hook Wire Pattern



Ideal for retaining doors and gates in an open position in light domestic applications.




Technical Data	
Size (mm)	100 - 300
Backplate Size L x W (mm)	40 x 40
No. of Screw Holes	8
Screw Ø (mm)	4.0

Product Code		Size (mm)	Size (inch)	Pack Qty (pcs)	Carton Qty (packs)
Epoxy Black	Zinc				
BAG - EXCLUDES FIXINGS					
WCH4BB	WCH4ZB	100	4	1	200
WCH6BB	WCH6ZB	150	6	1	160
WCH8BB	WCH8ZB	200	8	1	120
WCH10BB	WCH10ZB	250	10	1	120
WCH12BB	WCH12ZB	300	12	1	100
LCB05					

Product Code		Size (mm)	Size (inch)	Pack Qty (pcs)	Carton Qty (packs)
TIMBAG - FIXINGS INCLUDED					
WCH4BP	WCH4ZP	100	4	1	10
WCH6BP	WCH6ZP	150	6	1	10
WCH8BP	WCH8ZP	200	8	1	10
LCP05					

Gate Spring



Gate springs provide automatic closure for single action gates.

The spring tension is adjustable for increasing or decreasing the gate closing force.

Technical Data		
Size (mm)	200	250
Spring Length (mm)	141	191
Backplate Size (mm)	30 x 30	30 x 30
No. of Screw Holes	4	4
Screw Ø (mm)	4.0	4.0

Product Code		Size (mm)	Size (inch)	Pack Qty (pcs)	Carton Qty (packs)
Epoxy Black	Zinc				
BAG - EXCLUDES FIXINGS					
GS8BB	GS8ZB	200	8	1	80
GS10BB	GS10ZB	250	10	1	80
LCB04					

Product Code		Size (mm)	Size (inch)	Pack Qty (pcs)	Carton Qty (packs)
TIMBAG - FIXINGS INCLUDED					
GS8BP	GS8ZP	200	8	1	15
GS10BP	GS10ZP	250	10	1	10
LCP04					

Bolts



Brenton Padbolt



Brenton padbolts are used for securing flush mounted gates and shed doors in domestic and light commercial applications. They are pad-lockable and fixed with carriage bolts for added security.

Technical Data

Bolt Length (mm)	102	100	150	200
Bolt Ø (mm)	12	12	12	12
Bolt Throw (mm)	12	30	45	45
Plate Size (mm)	120 x 45	130 x 45	180 x 45	225 x 45
Staple Keep Size L x W (mm)	83 x 23	56 x 33	56 x 33	56 x 33
Max. Padlock Shackle Ø (mm)	10	10	10	10
No. of Carriage Bolt Holes	4	4	4	4
Carriage Bolt Ø (mm)	M6	M6	M6	M6
No. of Screw Holes	6	6	6	6
Screw Ø (mm)	4.0	4.0	4.0	4.0

Product Code			Bolt Length (mm)	Bolt Length (inch)	Pack Qty (pcs)	Carton Qty (packs)
Epoxy Black	Zinc	Hot Dipped Galvanised				
BAG - EXCLUDES FIXINGS						
BP4BB	BP4ZB	BP4GB	100	4	1	80
BP6BB	BP6ZB	BP6GB	150	6	1	60
BP8BB	BP8ZB	BP8GB	200	8	1	40

TIMBAG - FIXINGS INCLUDED						
BP4BP	BP4ZP	BP4GP	100	4	1	10
BP6BP	BP6ZP	BP6GP	150	6	1	10
BP8BP	BP8ZP	BP8GP	200	8	1	10

BRENTON PADBOLT - ELONGATED KEEP						
BAG - EXCLUDES FIXINGS						
-	282004	-	102	4	1	5

Oval Padbolt

Oval padbolts are ideal for securing flush fitting narrow stile gates and doors in domestic and light commercial applications. They are pad-lockable and fixed with carriage bolts for added security.



Technical Data

Bolt Length (mm)	100
Bolt Ø (mm)	12
Bolt Throw (mm)	40
Plate Size L x W (mm)	55 x 100
Staple Keep Size L x W (mm)	73 x 24
Max. Padlock Shackle Ø (mm)	10
No. of Carriage Bolt Holes	4
Carriage Bolt Ø (mm)	M6

Product Code			Bolt Length (mm)	Bolt Length (inch)	Pack Qty (pcs)	Carton Qty (packs)
Epoxy Black	Zinc	Hot Dipped Galvanised				
BAG - EXCLUDES FIXINGS						
OP4BB	OP4ZB	OP4GB	100	4	1	60

TIMBAG - FIXINGS INCLUDED						
OP4BP	OP4ZP	OP4GP	100	4	1	10

Heavy Brenton Padbolt



Heavy brenton padbolts are used for securing flush mounted gates and shed doors in heavy domestic, commercial and agricultural applications. They are pad-lockable and fixed with carriage bolts for added security.

Technical Data

Bolt Length (mm)	150	200	250	300
Bolt Ø (mm)	16	16	16	16
Bolt Throw (mm)	50	50	50	50
Plate Size (mm)	170 x 60	220 x 60	270 x 60	320 x 60
Staple Keep Size L x W (mm)	60 x 40	60 x 40	60 x 40	60 x 40
Max. Padlock Shackle Ø (mm)	14	14	14	14
No. of Carriage Bolt Holes	4	4	4	4
Carriage Bolt Ø (mm)	M6	M6	M6	M6
No. of Screw Holes	6	6	6	6
Screw Ø (mm)	4.0	4.0	4.0	4.0

Product Code		Bolt Length (mm)	Bolt Length (inch)	Pack Qty (pcs)	Carton Qty (packs)
Hot Dipped Galvanised					
BAG - EXCLUDES FIXINGS					
282656		150	6	1	40
282219		200	8	1	35
282953		250	10	1	25
282632		300	12	1	20

TIMBAG - FIXINGS INCLUDED					
282258		150	6	1	10
282456		200	8	1	10
282658		250	10	1	10
282477		300	12	1	10

Slide Action Padbolt



Technical Data

Bolt Length (mm)	185
Bolt Ø (mm)	9
Bolt Throw (mm)	60
Plate Size L x W (mm)	105 x 72
Staple Keep Size L x W (mm)	76 x 25
Max. Padlock Shackle Ø (mm)	8
No. of Carriage Bolt Holes	8
Carriage Bolt Ø (mm)	M6

Slide action padbolts are ideal for securing flush fitting gates and doors in domestic and light commercial applications when the bolt is exposed externally. They are padlockable and fixed with eight carriage bolts to prevent the bolt being wrenched from the door.

Product Code		Bolt Length (mm)	Bolt Length (inch)	Pack Qty (pcs)	Carton Qty (packs)
Epoxy Black	Zinc				
BAG - EXCLUDES FIXINGS					
282456	282789	185	7 1/8	1	80

TIMBAG - FIXINGS INCLUDED					
282714	282585	185	7 1/8	1	10

Necked Tower Bolt



Necked tower bolts are used for securing recessed fitting gates and shed doors in a closed position.

Technical Data

Bolt Length (mm)	100	150	200
Bolt Ø (mm)	10	10	11
Bolt Throw (mm)	40	40	50
Plate Size L x W (mm)	118 x 38	165 x 38	225 x 45
Flat Keep Size L x W (mm)	43 x 27	43 x 27	43 x 27
Flat Keep Hole Size (mm)	12	12	12
No. of Screw Holes	8	10	10
Screw Ø (mm)	4.0	4.0	4.0

Product Code		Bolt Length (mm)	Bolt Length (inch)	Pack Qty (pcs)	Carton Qty (packs)
Epoxy Black	Hot Dipped Galvanised				
BAG - EXCLUDES FIXINGS					
TBN4BB	TBN4GB	100	4	1	120
TBN6BB	TBN6GB	150	6	1	100
TBN8BB	TBN8GB	200	8	1	40

Product Code		Bolt Length (mm)	Bolt Length (inch)	Pack Qty (pcs)	Carton Qty (packs)
TIMBAG - FIXINGS INCLUDED					
TBN4BP	TBN4GP	100	4	1	15
TBN6BP	TBN6GP	150	6	1	15
TBN8BP	TBN8GP	200	8	1	15

Heavy Cross Pattern Door Bolt



Heavy cross pattern bolts are typically used for securing large garage doors and gates in industrial and agricultural applications. They are extremely strong, pad-lockable and fixed with carriage bolts for high security.

Technical Data

Bolt Length (mm)	300	450	600
Bolt Ø (mm)	16	16	16
Bolt Throw (mm)	70	150	190
Plate Size L x W (mm)	316 x 64	465 x 64	600 x 64
Staple Keep Size L x W (mm)	95 x 64	145 x 64	145 x 64
Staple Plate Size L x W (mm)	65 x 55	65 x 55	65 x 55
Max. Padlock Shackles Ø (mm)	16	16	16
No. of Carriage Bolt Holes	6	6	6
Carriage Bolt Ø (mm)	M8	M8	M8
No. of Screw Holes	14	14	14
Screw Ø (mm)	5.0	5.0	5.0

Product Code		Bolt Length (mm)	Bolt Length (inch)	Pack Qty (pcs)	Carton Qty (packs)
Hot Dipped Galvanised					
BAG - EXCLUDES FIXINGS					
282639		300	12	1	2
282264		450	18	1	2
282852		600	24	1	2

Straight Tower Bolt



Straight tower bolts are used for securing flush fitting gates and shed doors in a closed position.

Technical Data

Bolt Length (mm)	75	100	150	200	250
Bolt Ø (mm)	10	10	10	12	12
Bolt Throw (mm)	20	25	25	35	35
Plate Size L x W (mm)	95 x 38	118 x 38	165 x 38	225 x 45	276 x 45
Staple Keep Size L x W (mm)	39 x 25	39 x 25	46 x 33	46 x 33	46 x 33
No. of Screw Holes	6	8	10	10	10
Screw Ø (mm)	4.0	4.0	4.0	4.0	4.0

Product Code			Bolt Length (mm)	Bolt Length (inch)	Pack Qty (pcs)	Carton Qty (packs)
Epoxy Black	Zinc	Hot Dipped Galvanised				
BAG - EXCLUDES FIXINGS						
TBS3BB	TBS3ZB	TBS3GB	75	3	1	100
TBS4BB	TBS4ZB	TBS4GB	100	4	1	120
TBS6BB	TBS6ZB	TBS6GB	150	6	1	100
TBS8BB	TBS8ZB	TBS8GB	200	8	1	40
TBS10BB	TBS10ZB	TBS10GB	250	10	1	40

Product Code			Bolt Length (mm)	Bolt Length (inch)	Pack Qty (pcs)	Carton Qty (packs)
TIMBAG - FIXINGS INCLUDED						
TBS3BP	TBS3ZP	TBS3GP	75	3	1	15
TBS4BP	TBS4ZP	TBS4GP	100	4	1	15
TBS6BP	TBS6ZP	TBS6GP	150	6	1	15
TBS8BP	TBS8ZP	TBS8GP	200	8	1	15
TBS10BP	TBS10ZP	TBS10GP	250	10	1	15

Spring Loaded Animal Bolt



Ideal for securing flush mounted stable doors and gates in a close position. They are spring loaded to prevent animals working the bolt loose and escaping. Our animal bolts come supplied with a staple keep.

Technical Data

Bolt Length (mm)	143	225	242
Bolt Ø (mm)	10	12	16
Bolt Throw (mm)	40	65	65
Plate Size L x W (mm)	70 x 40	118 x 40	130 x 50
Staple Plate Size L x W (mm)	50 x 50	50 x 50	65 x 55
No. of Screw Holes	8	8	8
Screw Ø (mm)	5.0	5.0	5.0

Product Code		Bolt Length (mm)	Bolt Length (inch)	Pack Qty (pcs)	Carton Qty (packs)
Hot Dipped Galvanised					
BAG - EXCLUDES FIXINGS					
282454		143	5 1/2	1	20
282565		225	9	1	20
282417		242	9 1/2	1	20

Product Code		Bolt Length (mm)	Bolt Length (inch)	Pack Qty (pcs)	Carton Qty (packs)
TIMBAG - FIXINGS INCLUDED					
287878		143	5 1/2	1	5
287663		225	9	1	5

Monkey Tail Bolt



Monkey tail bolts are ideal for securing the top and / or bottom of gates and doors. They feature an extended length handle for ease of operation and remain closed under tension. Supplied with a flat plate keep and staple keep for fitting in either flush frame mounting, recess frame mounting or floor mounting applications.

Technical Data		
Bolt Length (mm)	300	450
Square Bolt (mm)	16 x 16	16 x 16
Bolt Throw (mm)	70	70
Plate Size L x W (mm)	200 x 50	250 x 50
Staple Keep Size L x W (mm)	51 x 31	51 x 31
Flat Keep Size L x W (mm)	49 x 49	49 x 49
Flat Keep Hole Size L x W (mm)	16 x 16	16 x 16
No. of Screw Holes	10	10
Screw Ø (mm)	4.0	4.0

Product Code		Bolt Length (mm)	Bolt Length (inch)	Pack Qty (pcs)	Carton Qty (packs)
Epoxy Black	Hot Dipped Galvanised				
BAG - EXCLUDES FIXINGS					
MBS12BB	MBS12GB	300	12	1	20
MBS18BB	MBS18GB	450	18	1	20
BTB08					
TIMBAG - FIXINGS INCLUDED					
MBS12BP	MBS12GP	300	12	1	15
MBS18BP	MBS18GP	450	18	1	15
BTP07					

Bow Handle Bolt



Bow handle bolts are ideal for securing the top and/or bottom of gates and doors. They feature an extended length bow shaped handle for ease of operation and remain closed under tension.

Technical Data		
Bolt Length (mm)	300	450
Square Bolt (mm)	16 x 16	16 x 16
Bolt Throw (mm)	70	70
Plate Size L x W (mm)	180 x 50	220 x 50
Staple Keep Size L x W (mm)	51 x 31	51 x 31
Flat Keep Size L x W (mm)	49 x 49	49 x 49
Flat Keep Hole Size L x W (mm)	16 x 16	16 x 16
No. of Screw Holes	10	10
Screw Ø (mm)	4.0	4.0

Product Code		Bolt Length (mm)	Bolt Length (inch)	Pack Qty (pcs)	Carton Qty (packs)
Epoxy Black	Hot Dipped Galvanised				
BAG - EXCLUDES FIXINGS					
282582	282998	300	12	1	24
282951	282114	450	18	1	12
BTB08					
TIMBAG - FIXINGS INCLUDED					
287665	287771	300	12	1	5
287332	287117	450	18	1	5
BTP07					

Spring Chain Bolt

Spring garage chain bolts are ideal for securing the top of garage doors or gates. The bolt remains closed under spring tension and features a 450mm long pull chain for easy operation to release the bolt.



Technical Data	
Chain Length (mm)	450
Bolt Throw (mm)	30
Plate Size L x W (mm)	188 x 56
Flat Keep Size L x W (mm)	63 x 51
Flat Keep Hole Size L x W (mm)	18 x 18
Square Bolt (mm)	16 x 16
No. of Screw Holes	8
Screw Ø (mm)	4.0

Product Code		Chain Length (mm)	Chain Length (inch)	Pack Qty (pcs)	Carton Qty (packs)
Epoxy Black	Zinc				
TIMBAG - FIXINGS INCLUDED					
CB18BB	CB18ZB	450	18	1	30
BTB06					
TIMBAG - FIXINGS INCLUDED					
CB18BP	CB18ZP	450	18	1	10
BTP05					

Foot Bolt



Garage foot bolts are used for securing the bottom of garage doors and gates. They are foot operated making them ideal for environments where a hands free operation is needed.

Technical Data	
Bolt Length (mm)	200
Square Bolt (mm)	16 x 16
Bolt Throw (mm)	30
Plate Size L x W (mm)	188 x 52
Flat Keep Size L x W (mm)	49 x 49
Flat Keep Hole Size L x W (mm)	18 x 18
No. of Screw Holes	8
Screw Ø (mm)	4.0

Product Code		Bolt Length (mm)	Bolt Length (inch)	Pack Qty (pcs)	Carton Qty (packs)
Epoxy Black	Zinc				
TIMBAG - FIXINGS INCLUDED					
GFB8BB	GFB8ZB	200	8	1	30
BTB07					
TIMBAG - FIXINGS INCLUDED					
GFB8BP	GFB8ZP	200	8	1	8
BTP06					

Cane Bolt



Ideal for lightweight gates, garages and shed doors in light domestic applications. Supplied with socket bolt keep.

Technical Data	
Bolt Length (mm)	300
Bolt Ø (mm)	12
Plate Size L x W (mm)	75 x 40
Socket Keep Size Ø (mm)	16
No. of Screw Holes	4
Screw Ø (mm)	4.0

Product Code	Bolt Length (mm)	Bolt Length (inch)	Pack Qty (pcs)	Carton Qty (packs)
Epoxy Black				
BAG - EXCLUDES FIXINGS				
282159	300	12	1	10
				BTB08
TIMBAG - FIXINGS INCLUDED				
287254	300	12	1	10
				BTB07

Garage Drop Down Bolt



Ideal for securing the bottom of gates and doors in domestic and industrial applications. Extended bolt length for ease of operation and an adjustable bolt throw by moving the keep position.

Technical Data				
Bolt Length (mm)	300	450		
Bolt Ø (mm)	14	14		
Handle Plate Size L x W (mm)	45 x 88	45 x 88		
Keep Plate Size L x W (mm)	45 x 64	45 x 64		
Flat Plate Size L x W (mm)	60 x 29	60 x 29		
Flat Keep Hole Ø (mm)	20	20		
Socket Keep Size Ø x L (mm)	19 x 50	19 x 50		
No. of Screw Holes	16	20		
Screw Ø (mm)	4.0	4.0		

Product Code	Bolt Length (mm)	Bolt Length (inch)	Pack Qty (pcs)	Carton Qty (packs)
Epoxy Black				
Hot Dipped Galvanised				
BAG - EXCLUDES FIXINGS				
DDB12BB	DDB12GB	300	12	1
				20
DDB18BB	DDB18GB	450	18	1
				16
				BTB08
TIMBAG - FIXINGS INCLUDED				
DDB12BP	DDB12GP	300	12	1
				15
DDB18BP	DDB18GP	450	18	1
				15
				BTB07

Heavy Locking Drop Down Bolt



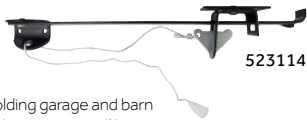
Ideal for securing the bottom of gates and doors in commercial and industrial applications. The bolts are padlockable and fixed with carriage bolts for added security. Extended bolt length for ease of operation and an adjustable bolt throw by moving the keep position.

Technical Data	
Bolt Length (mm)	450
Bolt Ø (mm)	14
Plate Size L x W (mm)	95 x 64
Flat Keep Size L x W (mm)	45 x 64
Flat Plate Size L x W (mm)	60 x 29
Flat Keep Hole Ø (mm)	20
Socket Keep Size Ø x L (mm)	19 x 50
Staple Keep Plate Size L x W (mm)	50 x 50
Max. Padlock Shackle Ø (mm)	16
No. of Carriage Bolt Holes	4
Carriage Bolt Ø (mm)	M6
No. of Screw Holes	16
Screw Ø (mm)	4.0

Product Code	Bolt Length (mm)	Bolt Length (inch)	Pack Qty (pcs)	Carton Qty (packs)
Hot Dipped Galvanised				
TIMBAG - FIXINGS INCLUDED				
LDDB18GP	450	18	1	10
				BTB07

Garage Door Holders

Junior Garage Door Holder Wide Lintel 375mm



523114

For holding garage and barn doors in an open position. Angle of opening can be varied by adjusting the distance of the lintel bracket from the hinge edge. Automatically engages when the door is opened and released by pulling the cord. Ideal for applications where the door cannot be propped open or hands free operation is needed.

- Mounts to the underside of the lintel and requires minimum lintel width of 60mm
- For doors below 900mm wide

Product Code	Type	Lintel Type	Size (mm)	Size (inch)	Pack Qty (pcs)	Carton Qty (packs)
Epoxy Black						
BAG - EXCLUDES FIXINGS						
523114	Junior	Wide	375	15	1	20
523417	Senior	Wide	600	24	1	20
523998	Senior	Narrow	600	24	1	20
						GAB07

Senior Garage Door Holder Wide Lintel 600mm



523417

For holding garage and barn doors in an open position. Angle of opening can be varied by adjusting the distance of the lintel bracket from the hinge edge. Automatically engages when the door is opened and released by pulling the cord. Ideal for applications where the door cannot be propped open or hands free operation is needed.

- Mounts to the underside of the lintel and requires minimum lintel width of 60mm
- For doors over 900mm wide

Senior Garage Door Holder Narrow Lintel 600mm



523998

For holding garage and barn doors in an open position. Angle of opening can be varied by adjusting the distance of the lintel bracket from the hinge edge. Automatically engages when the door is opened and released by pulling the cord. Ideal for applications where the door cannot be propped open or hands free operation is needed.

- Mounts to the side of the lintel and requires minimum lintel width of 60mm
- For doors over 900mm wide

Technical Data			
Product Code	523114	523417	523998
Size (mm)	375	600	600
To Suit Lintel Type	Wide	Wide	Narrow
Lintel Fixing Plate Size W x L (mm)	45 x 80	45 x 80	44 x 58
Door Fixing Plate Size L x W (mm)	58 x 21	47 x 58	47 x 58
Cord Length (mm)	1020	1020	660
No. of Screw Holes	8	8	8
Screw Ø (mm)	4.0	4.0	4.0

Hasps & Staples

Wire Pattern Hasp & Staple



A low security lightweight hasp and staple for sheds and toolboxes in light domestic applications.

Technical Data

Size (mm)	75	100	150
Fixing Plate Size L x W (mm)	35 x 30	40 x 35	57 x 45
Hasp Plate Size L x W (mm)	45 x 12	65 x 12	100 x 16
Staple Plate Size L x W (mm)	25 x 25	25 x 30	45 x 35
Max. Padlock Shackle Ø (mm)	6.0	6.0	6.0
No. of Screw Holes - Countersunk	7	7	8
Screw Ø (mm)	3.5	3.5	3.5

Product Code

Epoxy Black	Zinc	Size (mm)	Size (inch)	Pack Qty (pcs)	Carton Qty (packs)
-------------	------	-----------	-------------	----------------	--------------------

BAG - EXCLUDES FIXINGS

WHS3BB	WHS3ZB	75	3	1	500
WHS4BB	WHS4ZB	100	4	1	400
WHS6BB	WHS6ZB	150	6	1	200

HSB01

TIMBAG - FIXINGS INCLUDED

WHS4BP	WHS4ZP	100	4	1	10
WHS6BP	WHS6ZP	150	6	1	10

HSP01

Safety Pattern Hasp & Staple

A low security hasp and staple for light domestic gates and shed doors.



Technical Data

Size (mm)	75	115	150
Fixing Plate Size L x W (mm)	30 x 40	40 x 40	58 x 40
Hasp Plate Size L x W (mm)	75 x 39	115 x 39	150 x 38
Staple Plate Size L x W (mm)	40 x 40	40 x 40	40 x 40
Max. Padlock Shackle Ø (mm)	10.0	10.0	10.0
No. of Screw Holes - Countersunk	6	8	8
Screw Ø (mm)	4.0	4.0	4.0

Product Code

Epoxy Black	Zinc	Size (mm)	Size (inch)	Pack Qty (pcs)	Carton Qty (packs)
-------------	------	-----------	-------------	----------------	--------------------

BAG - EXCLUDES FIXINGS

HS3BB	HS3ZB	75	3	1	160
HS4BB	HS4ZB	115	4½	1	100
HS6BB	HS6ZB	150	6	1	120

HSB02

TIMBAG - FIXINGS INCLUDED

HS3BP	HS3ZP	75	3	1	15
HS4BP	HS4ZP	115	4½	1	15
HS6BP	HS6ZP	150	6	1	5

HSP02



Hybrid Hasp & Staple



Hybrid Hasp & Staple for uneven surfaces to be used with a padlock. For internal & external use.

Technical Data

Size (mm)	125
Fixing Plate Size L x W (mm)	30 x 25
Hasp Plate Size L x W (mm)	100 x 30
Staple Plate Size L x W (mm)	25 x 20
Max. Padlock Shackle Ø (mm)	9.5
No. of Screw Holes - Countersunk	7
Screw Ø (mm)	3.0

Product Code

Zinc	Size (mm)	Size (inch)	Pack Qty (pcs)	Carton Qty (packs)
------	-----------	-------------	----------------	--------------------


BAG - EXCLUDES FIXINGS

472393	125	5	1	200
--------	-----	---	---	-----

HSB07

Hinged Hasp & Staple

Single



Double



Hinged flexible hasp and staple for use around corners, angles and uneven surfaces where doors do not sit flush with frames.

Technical Data

Size (mm)	160	200
Fixing Plate Size L x W (mm)	45 x 40	45 x 40
Single Hasp Plate Size L1 x L2 x W (mm)	88 x 69 x 46	-
Double Hasp Plate Size L1 x L2 x L3 x W (mm)	-	88 x 45 x 69 x 46
Staple Plate Size L x W (mm)	42 x 44	42 x 44
Max. Padlock Shackle Ø (mm)	13	13
No. of Screw Holes	8	8
Screw Ø (mm)	4.0	4.0

Product Code

Zinc	Type	Size (mm)	Size (inch)	Pack Qty (pcs)	Carton Qty (packs)
------	------	-----------	-------------	----------------	--------------------

BLISTER PACK - FIXINGS INCLUDED

PHS160	Single	160	6	1	48
PHS200	Double	200	8	1	48

HSP07

Heavy Secure Bolt On Hasp & Staple



A high security, heavy duty hasp and staple for sheds, gates and doors in heavy domestic, commercial and agricultural applications. Bolt fixed for additional security.

Technical Data		
Size (mm)	200	250
Fixing Plate Size L x W (mm)	105 x 55	158 x 55
Hasp Plate Size L x W (mm)	92 x 55	92 x 55
Staple Plate Size L x W (mm)	65 x 55	65 x 55
Max. Padlock Shackles Ø (mm)	15	15
No. of Carriage Bolt Holes	1	1
Carriage Bolt Ø (mm)	M12	M12
No. of Screw Holes - Countersunk	8	8
Screw Ø (mm)	5.0	5.0

Product Code					
Epoxy Black	Hot Dipped Galvanised	Size (mm)	Size (inch)	Pack Qty (pcs)	Carton Qty (packs)
BAG - EXCLUDES FIXINGS					
BHS8BB	BHS8GB	200	8	1	30
BHS10BB	BHS10GB	250	10	1	30
HSB03					
TIMBAG - FIXINGS INCLUDED					
BHS8BP	BHS8GP	200	8	1	8
BHS10BP	BHS10GP	250	10	1	8
HSP03					

Heavy Vertical Bolt On Hasp & Staple



A high security, heavy duty hasp and staple for sheds, gates and doors in heavy domestic, commercial and agricultural applications. The vertical pattern fixing plate makes this ideal for fitting to a narrow stile door or frame. Bolt fixed for additional security.

Technical Data		
Size (mm)	150	
Fixing Plate Size L x W (mm)	50 x 150	
Hasp Plate Size L x W (mm)	92 x 55	
Staple Plate Size L x W (mm)	65 x 55	
Max. Padlock Shackles Ø (mm)	15	
No. of Carriage Bolt Holes	2	
Carriage Bolt Ø (mm)	M12	
No. of Screw Holes - Countersunk	8	
Screw Ø (mm)	5.0	

Product Code					
Epoxy Black	Hot Dipped Galvanised	Size (mm)	Size (inch)	Pack Qty (pcs)	Carton Qty (packs)
BAG - EXCLUDES FIXINGS					
VHS6BB	VHS6GB	150	6	1	30
HSB05					
TIMBAG - FIXINGS INCLUDED					
VHS6BP	VHS6GP	150	6	1	8
HSP05					

Heavy Swivel Pattern Hasp & Staple



A high security, heavy duty hasp and staple for sheds, gates and doors in heavy domestic, commercial and agricultural applications. The swivel pattern hasp and staple is commonly fitted to double doors as the hasp drops away and allows the slave leaf to open independently.

Technical Data		
Size (mm)	200	
Fixing Plate Size L x W (mm)	55 x 103	
Hasp Plate Size L x W (mm)	92 x 55	
Staple Plate Size L x W (mm)	65 x 55	
Max. Padlock Shackles Ø (mm)	15	
No. of Screw Holes - Countersunk	8	
Screw Ø (mm)	5.0	

Product Code					
Epoxy Black	Hot Dipped Galvanised	Size (mm)	Size (inch)	Pack Qty (pcs)	Carton Qty (packs)
BAG - EXCLUDES FIXINGS					
SHS8BB	SHS8GB	200	8	1	20
HSB04					
TIMBAG - FIXINGS INCLUDED					
SHS8BP	SHS8GP	200	8	1	10
HSP04					

Heavy Padlock Protection Bar



A high security, heavy duty hasp and staple for sheds, gates and doors in heavy domestic, commercial and agricultural applications. The hasp features a strong cast iron housing to cover and protect the padlock from hammer and cutter attack. Bolt fixed for additional security.

Technical Data	
Size (mm)	185
Fixing Plate Size L x W (mm)	67 x 56
Hasp Plate Size L x W (mm)	185 x 65
Staple Plate Size L x W (mm)	76 x 56
Max. Padlock Shackles Ø (mm)	12
No. of Carriage Bolt Holes	8
Carriage Bolt Ø (mm)	M6

Product Code					
Hot Dipped Galvanised	To Suit Opening Side	Size (mm)	Size (inch)	Pack Qty (pcs)	Carton Qty (packs)
BAG - EXCLUDES FIXINGS					
472582	Left	185	7 1/2	1	20
472951	Right	185	7 1/2	1	20
HSB06					
TIMBAG - FIXINGS INCLUDED					
478225	Left	185	7 1/2	1	5
478741	Right	185	7 1/2	1	5
HSP06					

SQUIRE
Lockmakers Since 1780

Padlocks

Please see page **272**

10 YEAR PERSONAL GUARANTEE
John Squire

Exterior Gate & Door Hinges



Light Tee Hinge



Ideal for lightweight low use gates, sheds and animal hutches.

Technical Data

Band Length (mm)	100	150	200	250	300
Thickness (mm)	1.5	1.5	1.5	1.5	1.5
Knuckle Ø (mm)	7.5	7.5	7.5	7.5	7.5
Leaf Size L x W (mm)	72 x 20	72 x 20	80 x 20	80 x 20	90 x 20
Max. Gate Weight (kg)	5	5	10	10	10
No. of Screw Holes (Pair)	12	14	14	14	14
Screw Ø (mm)	3.5	3.5	3.5	3.5	3.5

Doors/gates over 7ft height, should be fitted with a third hinge to prevent warping.

Product Code		Band Length (mm)	Band Length (inch)	To Suit Gate Width (mm)	Pack Qty (pcs)	Carton Qty (packs)
Epoxy Black	Zinc					
BAG						
LTH4BB	LTH4ZB	100	4	200 - 300	1 Pair	200 Pairs
LTH6BB	LTH6ZB	150	6	300 - 450	1 Pair	120 Pairs
LTH8BB	LTH8ZB	200	8	400 - 600	1 Pair	100 Pairs
LTH10BB	LTH10ZB	250	10	500 - 750	1 Pair	100 Pairs
442268	442214	300	12	600 - 900	1 Pair	50 Pairs


HGB01

TIMBAG - FIXINGS INCLUDED

LTH4B	LTH4Z	100	4	200 - 300	1 Pair	10 Pairs
LTH6B	LTH6Z	150	6	300 - 450	1 Pair	10 Pairs
LTH8B	LTH8Z	200	8	400 - 600	1 Pair	10 Pairs
LTH10B	LTH10Z	250	10	500 - 750	1 Pair	10 Pairs
LTH12B	LTH12Z	300	12	600 - 900	1 Pair	10 Pairs

HGP01

Medium Tee Hinge



Ideal for medium weight regular use gates, shed and garage doors in domestic applications.

Technical Data

Band Length (mm)	250	300	350	375	400	450
Band Thickness (mm)	1.8	2.0	2.0	2.0	2.2	2.2
Knuckle Ø (mm)	8.5	9.5	9.5	9.5	11.5	11.5
Leaf Size L x W (mm)	90 x 25	100 x 25	115 x 25	115 x 25	128 x 30	140 x 30
Max. Gate Weight (kg)	30	30	30	40	40	40
No. of Screw Holes (Pair)	14	14	14	16	18	18
Screw Ø (mm)	4.0	4.0	4.0	4.0	5.0	5.0

Doors/gates over 7ft height, should be fitted with a third hinge to prevent warping.

Product Code			Band Length (mm)	Band Length (inch)	To Suit Gate Width (mm)	Pack Qty (pcs)	Carton Qty (packs)
Epoxy Black	Zinc	Hot Dipped Galvanised					
BAG							
MTH10BB	MTH10ZB	MTH10GB	250	10	500 - 750	1 Pair	40 Pairs
MTH12BB	MTH12ZB	MTH12GB	300	12	600 - 900	1 Pair	40 Pairs
MTH14BB	MTH14ZB	MTH14GB	350	14	700 - 1050	1 Pair	30 Pairs
MTH15BB	MTH15ZB	MTH15GB	375	15	750 - 1125	1 Pair	30 Pairs
MTH16BB	MTH16ZB	MTH16GB	400	16	800 - 1200	1 Pair	20 Pairs
MTH18BB	MTH18ZB	MTH18GB	450	18	900 - 1350	1 Pair	20 Pairs

HGB02

TIMBAG - FIXINGS INCLUDED

MTH10B	MTH10Z	MTH10G	250	10	500 - 750	1 Pair	10 Pairs
MTH12B	MTH12Z	MTH12G	300	12	600 - 900	1 Pair	10 Pairs
MTH14B	MTH14Z	MTH14G	350	14	700 - 1050	1 Pair	8 Pairs
MTH15B	MTH15Z	MTH15G	375	15	750 - 1125	1 Pair	10 Pairs
MTH16B	MTH16Z	MTH16G	400	16	800 - 1200	1 Pair	8 Pairs
MTH18B	MTH18Z	MTH18G	450	18	900 - 1350	1 Pair	6 Pairs

HGP02

Gate Range Available in TIMPAC

- Bigger Label
- Colour Coded
- Tamper Proof
- Waterproof
- More Information





Strong Tee Hinge



Ideal for heavy weight high use gates, sheds and garage doors in domestic applications.

Technical Data

Band Length (mm)	250	300	350	400	450	600
Band Thickness (mm)	2.3	2.3	2.3	2.8	2.8	2.8
Knuckle Ø (mm)	12.0	12.0	12.0	14.0	14.0	14.0
Leaf Size L x W (mm)	100 x 20	115 x 30	127 x 30	140 x 30	150 x 30	166 x 40
Max. Gate Weight (kg)	40	40	60	60	80	80
No. of Screw Holes (Pair)	14	18	18	18	18	20
Screw Ø (mm)	4.0	4.0	4.0	4.0	5.0	5.0

Doors/gates over 7ft height, should be fitted with a third hinge to prevent warping.

Product Code		Band Length (mm)	Band Length (inch)	To Suit Gate Width (mm)	Pack Qty (pcs)	Carton Qty (packs)
Epoxy Black	Hot Dipped Galvanised					
BAG						
STH10BB	STH10GB	250	10	500 - 750	1 Pair	40 Pairs
STH12BB	STH12GB	300	12	600 - 900	1 Pair	30 Pairs
STH14BB	STH14GB	350	14	700 - 1050	1 Pair	20 Pairs
STH16BB	STH16GB	400	16	800 - 1200	1 Pair	20 Pairs
STH18BB	STH18GB	450	18	900 - 1350	1 Pair	20 Pairs
STH24BB	STH24GB	600	24	1200 - 1800	1 Pair	10 Pairs

HGB03

TIMBAG - FIXINGS INCLUDED

STH10B	STH10G	250	10	500 - 750	1 Pair	6 Pairs
STH12B	STH12G	300	12	600 - 900	1 Pair	6 Pairs
STH14B	STH14G	350	14	700 - 1050	1 Pair	6 Pairs
STH16B	STH16G	400	16	800 - 1200	1 Pair	8 Pairs
STH18B	STH18G	450	18	900 - 1350	1 Pair	6 Pairs
STH24B	STH24G	600	24	1200 - 1800	1 Pair	4 Pairs

HGP03

Scotch Tee Hinge



Ideal for heavy weight high use gates and shed doors in domestic, commercial and agricultural applications.

Technical Data

Band Length (mm)	100	150	200	250	300	355	400	450	500	600
Thickness (mm)	2.2	2.2	2.2	2.2	2.8	3.0	3.0	3.0	3.0	3.0
Knuckle Ø (mm)	11	12	12	12	12	16	16	16	16	16
Leaf Size L (mm)	90	90	100	100	145	145	175	175	175	175
Leaf Size W (mm)	30	30	30	30	40	40	55	55	55	55
Max. Gate Weight (kg)	10	25	40	50	60	80	80	100	100	100
No. of Screw Holes (Pair)	12	12	12	12	12	16	16	16	16	16
Screw Ø (mm)	4.0	4.0	5.0	5.0	5.0	5.0	5.0	5.0	5.0	5.0

Doors/gates over 7ft height, should be fitted with a third hinge to prevent warping.

Product Code		Band Length (mm)	Band Length (inch)	To Suit Gate Width (mm)	Pack Qty (pcs)	Carton Qty (packs)
Hot Dipped Galvanised						
BAG						
442270		100	4	200 - 300	1 Pair	50 Pairs
442159		150	6	300 - 450	1 Pair	50 Pairs
442241		200	8	400 - 600	1 Pair	40 Pairs
442657		250	10	500 - 750	1 Pair	30 Pairs
442225		300	12	600 - 900	1 Pair	25 Pairs
442678		350	14	700 - 1050	1 Pair	10 Pairs
442336		400	16	800 - 1200	1 Pair	10 Pairs
442784		450	18	900 - 1350	1 Pair	10 Pairs
442114		500	20	1000 - 1500	1 Pair	8 Pairs
442878		600	24	1200 - 1800	1 Pair	8 Pairs

HGB04

TIMBAG - FIXINGS INCLUDED

447558	100	4	200 - 300	1 Pair	10 Pairs
447254	150	6	300 - 450	1 Pair	10 Pairs
447232	200	8	400 - 600	1 Pair	10 Pairs
447778	250	10	500 - 750	1 Pair	10 Pairs
447669	300	12	600 - 900	1 Pair	10 Pairs
447552	350	14	700 - 1050	1 Pair	8 Pairs
447154	400	16	800 - 1200	1 Pair	8 Pairs
447785	450	18	900 - 1350	1 Pair	4 Pairs
447336	500	20	1000 - 1500	1 Pair	4 Pairs
447123	600	24	1200 - 1800	1 Pair	4 Pairs

HGP04

Medium Strap Hinge



Commonly used for bi-folding garage and shed doors in domestic applications.



Doors/gates over 7ft height, should be fitted with a third hinge to prevent warping.

Technical Data

Band Length (mm)	150	200
Thickness (mm)	2.0	2.0
Overall Length (mm)	300	400
Knuckle Ø (mm)	10.0	10.0
To Suit Gate Width (mm)	300 - 450	400 - 600
Max. Gate Weight (kg)	20	20
No. of Screw Holes (Pair)	12	16
Screw Ø (mm)	4.0	4.0

Product Code		Band Length (mm)	Band Length (inch)	Pack Qty (pcs)	Carton Qty (packs)
Zinc					
BAG					
SH6ZB		150	6	1 Pair	60 Pairs
SH8ZB		200	8	1 Pair	60 Pairs

HGB05

Heavy Reversible Hinge



Heavy reversible hinges are ideal for flush mounted heavy gates, garage and stable doors in domestic, commercial and agricultural applications. The pins of the hinges mount into the hinge cups and prevent gates or doors from being lifted off.

Technical Data											
Band Length (mm)	250	300	350	400	450	500	600	750	900	1050	1200
Band Thickness (mm)	4.8	4.8	4.8	4.8	4.8	4.8	5.6	5.6	5.6	5.6	5.6
Band Width (mm)	40	40	40	40	50	50	50	50	50	50	50
Pin Ø (mm)	12	12	12	12	16	16	16	19	19	19	19
Pin Ø (inch)	½	½	½	½	¾	¾	¾	¾	¾	¾	¾
No. of Bolt Holes (Pair)	2	2	2	2	2	2	2	2	2	2	2
Carriage Bolt Ø (mm)	M10	M10	M10	M10	M10	M10	M10	M10	M10	M10	M10
No. of Screw Holes (Pair)	22	22	22	26	26	26	26	30	30	30	30
Screw Ø (mm)	6.0	6.0	6.0	6.0	6.0	6.0	6.0	6.0	6.0	6.0	6.0

Doors/gates over 7ft height, should be fitted with a third hinge to prevent warping.

Product Code		Band Length (mm)	Band Length (inch)	To Suit Gate Width (mm)	Pack Qty (pcs)	Carton Qty (packs)
Epoxy Black	Hot Dipped Galvanised					
TIMBAG - FIXINGS INCLUDED						
HRH250B	HRH250G	250	10	500 - 750	1 Pair	5 Pairs
HRH300B	HRH300G	300	12	600 - 900	1 Pair	5 Pairs
HRH350B	HRH350G	350	14	700 - 1050	1 Pair	5 Pairs
HRH400B	HRH400G	400	16	800 - 1200	1 Pair	5 Pairs
HRH450B	HRH450G	450	18	900 - 1350	1 Pair	5 Pairs
HRH500B	HRH500G	500	20	1000 - 1500	1 Pair	5 Pairs
HRH600B	HRH600G	600	24	1200 - 1800	1 Pair	5 Pairs
HRH750B	HRH750G	750	30	1500 - 2250	1 Pair	5 Pairs
HRH900B	HRH900G	900	36	1800 - 2700	1 Pair	5 Pairs
HRH1050B	HRH1050G	1050	42	2100 - 3150	1 Pair	2 Pairs
HRH1200B	HRH1200G	1200	48	2400 - 3600	1 Pair	2 Pairs

FGP02

Adjustable Band & Hook on Plate



Adjustable hook and band hinges are for hanging doors or gates flush with the frame or post. They are ideal for heavy weight, high use doors, gates, garages and stables in domestic, commercial and agricultural applications. They feature an adjustable eye bolt to allow for gate alignment whilst being fitted or at a later stage if any movement occurs.

Technical Data						
Band Length (mm)	350	450	600	750	900	1200
Band Thickness (mm)	5.0	5.0	5.0	5.0	5.0	5.0
Band Width (mm)	50	50	50	60	60	70
Pin Ø (mm)	19	19	19	19	19	19
Pin Ø (inch)	¾	¾	¾	¾	¾	¾
Hook Plate L x W (mm)	160 x 50	160 x 50	200 x 60	200 x 60	200 x 60	200 x 60
No. of Bolt Holes (Pair)	2	2	2	2	2	2
Carriage Bolt Ø (mm)	M10	M10	M10	M10	M10	M10
No. of Screw Holes (Pair)	12	14	14	14	18	20
Screw Ø (mm)	6.0	6.0	6.0	6.0	6.0	6.0

Doors/gates over 7ft height, should be fitted with a third hinge to prevent warping.

Product Code		Band Length (mm)	Band Length (inch)	To Suit Gate Width (mm)	Pack Qty (pcs)	Carton Qty (packs)
Epoxy Black	Hot Dipped Galvanised					
TIMBAG - FIXINGS INCLUDED						
ABH350B	ABH350G	350	14	700 - 1050	1 Pair	4 Pairs
ABH450B	ABH450G	450	18	600 - 900	1 Pair	4 Pairs
ABH600B	ABH600G	600	24	1200 - 1800	1 Pair	4 Pairs
ABH750B	ABH750G	750	30	1500 - 2250	1 Pair	4 Pairs
ABH900B	ABH900G	900	36	1800 - 2700	1 Pair	4 Pairs
ABH1200B	ABH1200G	1200	48	2400 - 3600	1 Pair	2 Pairs

FGH02

Hook on Rectangular Plate



Spare hook on plate for hook and band hinges.

Technical Data			
Pin Ø (mm)	12	16	19
Pin Ø (inch)	½	¾	¾
No. of Screw Holes (Pair)	8	8	8
Screw Ø (mm)	6.0	6.0	6.0

Product Code		Pin Ø (mm)	Pin Ø (inch)	Hook Plate L x W (mm)	To Suit Band Size (mm)	Pack Qty (pcs)	Carton Qty (packs)
Hot Dipped Galvanised							
TIMBAG - FIXINGS INCLUDED							
HRP12G		12	½	115 x 40	250 - 400	1 Pair	20 Pairs
HRP16G		16	¾	160 x 50	450 - 600	1 Pair	20 Pairs
HRP19G		19	¾	200 x 75	750 - 900	1 Pair	10 Pairs

FGH04

Gate Hooks to Build



Gate hooks to build are used for embedding in between layers of the post brickwork and can be used with straight and cranked hook and band hinges.

Product Code		Pin Ø (mm)	Pin Ø (inch)	Length (mm)	To Suit Brickwork	To Suit Band Size (mm)	Pack Qty (pcs)	Carton Qty (packs)
Hot Dipped Galvanised								
TIMBAG - FIXINGS INCLUDED								
GHBSB12G		12	½	60	Single	250 - 400	1 Pair	10 Pairs
GHBDB12G		12	½	180	Double	250 - 400	1 Pair	10 Pairs
GHBSB16G		16	¾	65	Single	450 - 600	1 Pair	10 Pairs
GHBDB16G		16	¾	180	Double	450 - 600	1 Pair	10 Pairs
GHBSB19G		19	¾	65	Single	750 - 900	1 Pair	10 Pairs
GHBDB19G		19	¾	180	Double	750 - 900	1 Pair	10 Pairs

FGH04

Straight Band & Hook on Plate



The straight pattern hook and band hinges are for hanging the door or gate in front of the frame or post. They are ideal for heavy weight, high use doors, gates, garages and stables in domestic and agricultural applications. Depending on the weight distribution of the gate, the top or bottom pin can be mounted upside down to prevent unwanted removal of the gate.



Technical Data									
Band Length (mm)	250	300	350	400	450	500	600	750	900
Band Thickness (mm)	4.8	4.8	4.8	4.8	4.8	4.8	5.4	5.4	5.4
Band Width (mm)	40	40	40	40	50	50	50	50	50
Pin Ø (mm)	12	12	12	12	16	16	16	19	19
Pin Ø (inch)	½	½	½	½	5/8	¾	¾	¾	¾
Hook Plate L (mm)	115	115	115	115	160	160	160	200	200
Hook Plate W (mm)	40	40	40	40	50	50	50	75	75
No. of Bolt Holes (Pair)	2	2	2	2	2	2	2	2	2
Carriage Bolt Ø (mm)	M10	M10	M10	M10	M10	M10	M10	M10	M10
No. of Screw Holes (Pair)	12	12	12	14	14	14	14	14	16
Screw Ø (mm)	6.0	6.0	6.0	6.0	6.0	6.0	6.0	6.0	6.0

Doors/gates over 7ft height, should be fitted with a third hinge to prevent warping.

Product Code		Band Length (mm)	Band Length (inch)	To Suit Gate Width (mm)	Pack Qty (pcs)	Carton Qty (packs)
Epoxy Black	Hot Dipped Galvanised					
TIMBAG - FIXINGS INCLUDED						
HBS250B	HBS250G	250	10	500 - 750	1 Pair	5 Pairs
HBS300B	HBS300G	300	12	600 - 900	1 Pair	5 Pairs
HBS350B	HBS350G	350	14	700 - 1050	1 Pair	5 Pairs
HBS400B	HBS400G	400	16	800 - 1200	1 Pair	5 Pairs
HBS450B	HBS450G	450	18	900 - 1350	1 Pair	5 Pairs
HBS500B	HBS500G	500	20	1000 - 1500	1 Pair	5 Pairs
HBS600B	HBS600G	600	24	1200 - 1800	1 Pair	5 Pairs
HBS750B	HBS750G	750	30	1500 - 2250	1 Pair	5 Pairs
HBS900B	HBS900G	900	36	1800 - 2700	1 Pair	5 Pairs

FGH03

Cranked Band & Hook on Plate



The cranked pattern hook and band hinges are for hanging the door or gate flush with the frame or post. They are ideal for heavy weight, high use doors, gates, garages and stables in domestic and agricultural applications. Depending on the weight distribution of the gate, the top or bottom pin can be mounted upside down to prevent unwanted removal of the gate.




Technical Data									
Band Length (mm)	250	300	350	400	450	500	600	750	900
Band Thickness (mm)	4.8	4.8	4.8	4.8	4.8	4.8	5.4	5.4	5.4
Band Width (mm)	40	40	40	40	50	50	50	50	50
Pin Ø (mm)	12	12	12	12	16	16	16	19	19
Pin Ø (inch)	½	½	½	½	¾	¾	¾	¾	¾
Hook Plate L (mm)	115	115	115	115	160	160	160	200	200
Hook Plate W (mm)	40	40	40	40	50	50	50	75	75
No. of Bolt Holes (Pair)	2	2	2	2	2	2	2	2	2
Carriage Bolt Ø (mm)	M10	M10	M10	M10	M10	M10	M10	M10	M10
No. of Screw Holes (Pair)	12	12	12	14	14	14	14	14	16
Screw Ø (mm)	6.0	6.0	6.0	6.0	6.0	6.0	6.0	6.0	6.0

Doors/gates over 7ft height, should be fitted with a third hinge to prevent warping.

Product Code		Band Length (mm)	Band Length (inch)	To Suit Gate Width (mm)	Pack Qty (pcs)	Carton Qty (packs)
Epoxy Black	Hot Dipped Galvanised					
TIMBAG - FIXINGS INCLUDED						
HBC250B	HBC250G	250	10	500 - 750	1 Pair	5 Pairs
HBC300B	HBC300G	300	12	600 - 900	1 Pair	5 Pairs
HBC350B	HBC350G	350	14	700 - 1050	1 Pair	5 Pairs
HBC400B	HBC400G	400	16	800 - 1200	1 Pair	5 Pairs
HBC450B	HBC450G	450	18	900 - 1350	1 Pair	5 Pairs
HBC500B	HBC500G	500	20	1000 - 1500	1 Pair	5 Pairs
HBC600B	HBC600G	600	24	1200 - 1800	1 Pair	5 Pairs
HBC750B	HBC750G	750	30	1500 - 2250	1 Pair	5 Pairs
HBC900B	HBC900G	900	36	1800 - 2700	1 Pair	5 Pairs

FGH02

No. of Curved Rail Hinge Set



Curved rail hinge sets are ideal for flush mounted fully framed gates with a curved top ledge.

Depending on the weight distribution of the gate, the top or bottom pin can be mounted upside down to prevent unwanted removal of the gate.


Technical Data					
Top Band Length (mm)	300				
Band Width	40				
Band Thickness (mm)	4.8				
Pin Ø (mm)	12				
Pin Ø (inch)	½				
Hook Plate L x W (mm)	160 x 50				
No. of Bolt Holes (Pair)	2				
Carriage Bolt Ø (mm)	M10				
No. of Screw Holes (Pair)	13				
Screw Ø (mm)	6.0				

Product Code		Top Band Length (mm)	Top Band Length (inch)	Bottom Band Length (mm)	Pack Qty (pcs)	Carton Qty (packs)
Hot Dipped Galvanised	Hand					
BAG						
CRHLG	Left	300	12	200	1 Pair	5 Pairs
CRHRG	Right	300	12	200	1 Pair	5 Pairs

HGB05

Gate Kits

Pedestrian Gate Kit



A complete gate kit for medium weight gates in domestic applications. Automatic gate latch is padlockable for additional security.


Kit Contents		
	Medium Tee Hinges	Automatic Gate Latch
Size (mm)	350	50
Qty (pcs)	2	1

Fitting Information	
To Suit Gate	700 - 1050
Max. Gate Weight (kg)	30
Max. Padlock Shackle Ø (mm)	7

Fixings Information	
No. of Pan Screws	6
Pan Screw Size (mm)	4.0 x 30
No. of Countersunk Screws	18
Countersunk Screw Size (mm)	4.0 x 30

Product Code			To Suit Gate (mm)	Pack Qty (pcs)	Carton Qty (packs)
Epoxy Black	Zinc	Hot Dipped Galvanised			
TIMBAG - FIXINGS INCLUDED					
427123	427741	427562	700 - 1050	1	5
GAP05					

Side Gate Kit - Ring Latch



A complete gate kit for medium weight gates in domestic applications. Brenton padbolt is padlockable and bolt fixed for additional security.

Kit Contents			
	Medium Tee Hinges	Ring Gate Latch	Brenton Padbolt
Size (mm)	450	150	150
Qty (pcs)	2	1	1

Fitting Information	
To Suit Gate	900 - 1350
Max. Gate Weight (kg)	40
Max. Padlock Shackle Ø (mm)	10

Fixings Information	
No. of Carriage Bolts	4
Carriage Bolt Size (mm)	M6 x 50
No. of Pan Screws	20
Pan Screw Size (mm)	4.0 x 30
No. of Countersunk Screws	20
Countersunk Screw Size (mm)	5.0 x 30

Product Code			To Suit Gate (mm)	Pack Qty (pcs)	Carton Qty (packs)
Epoxy Black	Zinc	Hot Dipped Galvanised			
TIMBAG - FIXINGS INCLUDED					
427548	427546	427357	900 - 1350	1	5
GAP06					

Side Gate Kit - Suffolk Latch



A complete gate kit for medium weight gates in domestic applications. Brenton padbolt is padlockable and bolt fixed for additional security.

Kit Contents			
	Medium Tee Hinges	Suffolk Latch	Brenton Padbolt
Size	450	185	150
Qty	2	1	1

Fitting Information	
To Suit Gate	900 - 1350
Max. Gate Weight (kg)	40
Max. Gate Thickness (mm)	50
Max. Padlock Shackle Ø (mm)	10

Fixings Information	
No. of Carriage Bolts	4
Carriage Bolt Size (mm)	M6 x 50
No. of Pan Screws	20
Pan Screw Size (mm)	4.0 x 30
No. of Countersunk Screws	20
Countersunk Screw Size (mm)	5.0 x 30

Product Code			To Suit Gate (mm)	Pack Qty (pcs)	Carton Qty (packs)
Epoxy Black	Zinc	Hot Dipped Galvanised			
TIMBAG - FIXINGS INCLUDED					
427215	427998	427635	900 - 1350	1	5
GAP06					

Field Gate Hooks & Eyes



Gate & Post Fittings

Gate Hook to Drive



A heavy duty hook for knocking into a timber post and to be used with field gate bands or hook and band hinges. Barbed to prevent the hook from working loose.

Product Code	Size	Pin Ø	Pin Ø	Pack Qty	Carton Qty
Hot Dipped Galvanised	L x W (mm)	(inch)	(mm)	(pcs)	(packs)
BAG - NO FIXINGS REQUIRED					
GHD19GEA	215 x 19	¾"	19	1	10
GHD22GEA	215 x 22	¾"	22	1	10

FGH04

Gate Hook to Bolt



Heavy duty hook to bolt to suit 4" to 10" timber posts and to be used with field gate bands or hook and band hinges. Supplied with square plate washer and hex nuts.

Product Code	Size	Pin Ø	Pin Ø	Pack Qty	Carton Qty
Hot Dipped Galvanised	Ø x L (mm)	(inch)	(mm)	(pcs)	(packs)
BAG - NO FIXINGS REQUIRED					
GHB19325GEA	M20 x 325	¾"	19	1	10
GHB22325G	M22 x 325	¾"	22	2	10

FGH04

Hook on Square Plate



A heavy duty hook on plate to suit field gate bands. Enables the gate to be lifted off for maintenance purposes. Alternatively, mounting upside down will prevent the gate from being lifted off preventing unwanted access.

Technical Data	
No. of Coach Screws	8
Coach Screw Ø (mm)	11

Product Code	Size	Pin Ø	Pin Ø	Pack Qty	Carton Qty
Hot Dipped Galvanised	L x W (mm)	(inch)	(mm)	(pcs)	(packs)
BAG					
HSP19GEA	100 x 100	¾"	19	1	10

FGH04

Adjustable Gate Eye




Ideal for use in hanging timber or metal gates and to be used in conjunction with gate hook with matching pin diameter.



Product Code		Ø x L (mm)	Nut Socket Size (mm)	To Suit Pin Ø (inch/mm)	Pack Qty (pcs)	Carton Qty (packs)
BAG - NO FIXINGS REQUIRED						
AGE12100GEA	AGE12100Z	M12 x 100	19	½" / 12	1	10
AGE16100GEA	AGE16100Z	M16 x 100	24	¾" / 16	1	10
AGE19100GEA	AGE19100Z	M19 x 100	30	¾" / 19	1	10
AGE19150GEA	AGE19150Z	M19 x 150	30	¾" / 19	1	10
AGE19200GEA	AGE19200Z	M19 x 200	30	¾" / 19	1	10
AGE19250GEA	-	M19 x 250	30	¾" / 19	1	10
AGE22150GEA	-	M22 x 150	34	¾" / 22	1	10
AGE22200GEA	-	M22 x 200	34	¾" / 22	1	10
AGE22250GEA	-	M22 x 250	34	¾" / 22	1	10

FGH04

Adjustable Bottom Gate Fitting



The adjustable bottom band allows for adjustment and easy alignment of the gate after fitting and is to be used with a 19mm diameter gate hook.



Technical Data	
Gate Eye Size Ø x L (mm)	M19 x 250
Heel Clip Size L x W x D (mm)	86 x 50 x 32
To Suit Gate Thickness (mm)	75
To Suit Gate Thickness (inch)	3

Product Code	Ø x L (mm)	Nut Socket Size (mm)	To Suit Pin Ø (inch/mm)	Pack Qty (pcs)	Carton Qty (packs)
BAG - NO FIXINGS REQUIRED					
AGF19GEA	M19 x 250	30	¾" / 19	1	10

FGH04

Gate & Post Fittings To Weld

Gate Hook to Weld



Designed for welding onto a flat metal post and used in conjunction with gate eyes or hook and band hinges.

Product Code	Pin Ø (inch)	Pin Ø (mm)	Base Plate L x W (mm)	Centre Pin Projection (mm)	Pack Qty	Carton Qty
BAG - NO FIXINGS REQUIRED						
GHW12S	½"	12	45 x 38	26	2	10
GHW16S	¾"	16	63 x 47	38	2	10
GHW19S	¾"	19	63 x 50	38	2	10
GHW22S	¾"	22	63 x 50	38	2	10

FGH04

Gate Eye to Weld



Designed for welding to a flat metal post or gate and used with gate hook.

Product Code	To Suit Pin Ø (inch)	To Suit Pin Ø (mm)	Base Plate L x W (mm)	Pack Qty (pcs)	Carton Qty (packs)
BAG - NO FIXINGS REQUIRED					
GEW12S	½"	12	45 x 38	2	10
GEW16S	¾"	16	63 x 47	2	10
GEW19S	¾"	19	63 x 50	2	10
GEW22S	¾"	22	63 x 50	2	10

FGH04

Field Gate Hinge Sets



Standard Double Strap Hinge Set



Ideal for
Timber
Posts

Ideal for use on field gates and driveway gates that are to be hung on timber posts. The hinge set provides exceptional support to the gate as the top band and bottom strap wrap around the gate and are fixed with cup square bolts to firmly secure in place.

The hook to bolt features a 9mm drilled hole for R clips or linch pins (not included) to be fitted to prevent the gate being lifted off. The hooks to drive are barbed to prevent the gate from working loose.

Depending on the weight distribution of the gate, the top or bottom pin can be mounted upside down to prevent unwanted removal of the gate.

- Contents:
- 1 x Top Strap
 - 1 x Bottom Strap
 - 1 x Hook to Drive
 - 1 x Hook to Bolt
 - M10 x 95mm Galvanised Cup Square Bolts
 - M10 Hex Nuts & Washers
 - 6.0 x 40mm Exterior Woodscrews

Double Strap Hinge Set with Hook on Plate



Ideal for
Masonry &
Concrete

Ideal for use on field gates and driveway gates that are to be hung on timber, concrete or masonry posts.

The hinge set provides exceptional support to the gate as the top band and bottom strap wrap around the gate and are fixed with cup square bolts to firmly secure in place.

Depending on the weight distribution of the gate, the top or bottom pin can be mounted upside down to prevent unwanted removal of the gate.

- Contents:
- 1 x Top Strap
 - 1 x Bottom Strap
 - 2 x Hook on Plates
 - M10 x 95mm Galvanised Cup Square Bolts
 - M10 Hex Nuts & Washers
 - M10 x 65mm Galvanised Coach Screws
 - 6.0 x 40mm Exterior Woodscrews

Field Gate Information

To Suit Gate Width	3-4ft/ 900-1200mm	4-9ft/ 1200-2700mm	9-12ft/ 2700-3600mm
To Suit Gate Thickness	3" / 75mm	3" / 75mm	3" / 75mm

Product Dimensions

	12" / 300mm	18" / 450mm	24" / 600mm
Top Strap Length	12" / 300mm	18" / 450mm	24" / 600mm
Bottom Strap Length	6" / 150mm	6" / 150mm	6" / 150mm
Hook to Bolt Ø x Length (mm)	M20 x 350	M20 x 350	M20 x 350
Hook to Drive Length (mm)	215	215	215
Pin Ø	3/4" / 19mm	3/4" / 19mm	3/4" / 19mm

Fixings Information

	3	4	4
No. of Carriage Bolts	3	4	4
Carriage Bolt Ø (mm)	M10	M10	M10

Product Code	Top Strap Length (inch)	Top Strap Length (mm)	To Suit Gate Width (ft)	To Suit Gate Width (mm)	Pack Qty (pcs)	Carton Qty (packs)
Hot Dipped Galvanised						
BAG - FIXINGS INCLUDED						
SFH300G	12	300	3-4	900-1200	1	4
SFH450G	18	450	4-9	1200-2700	1	4
SFH600G	24	600	9-12	2700-3600	1	4

FGS01

Field Gate Information

To Suit Gate Width	3-4ft/ 900-1200mm	4-9ft/ 1200-2700mm	9-12ft/ 2700-3600mm
To Suit Gate Thickness	3" / 75mm	3" / 75mm	3" / 75mm

Product Dimensions

	12" / 300mm	18" / 450mm	24" / 600mm
Top Strap Length	12" / 300mm	18" / 450mm	24" / 600mm
Bottom Strap Length	6" / 150mm	6" / 150mm	6" / 150mm
Hook on Plate Length x Width (mm)	100 x 100	100 x 100	100 x 100
Pin Ø	3/4" / 19mm	3/4" / 19mm	3/4" / 19mm

Fixings Information


	8	8	8
No. of Coach Screws	8	8	8
Coach Screws Ø (mm)	M10	M10	M10
No. of Carriage Bolts	3	4	4
Carriage Bolt Ø (mm)	M10	M10	M10

Product Code	Top Strap Length (inch)	Top Strap Length (mm)	To Suit Gate Width (ft)	To Suit Gate Width (mm)	Pack Qty (pcs)	Carton Qty (packs)
Hot Dipped Galvanised						
BAG - FIXINGS INCLUDED						
DSFH300G	12	300	3-4	900-1200	1	4
DSFH450G	18	450	4-9	1200-2700	1	4
DSFH600G	24	600	9-12	2700-3600	1	4

FGS01



Adjustable Hinge Set



Ideal for
Timber
Posts

Ideal for use on field gates and driveway gates that are to be hung on timber posts. The hinge set provides exceptional support to the gate as the top band wraps around the gate and is fixed with cup square bolts to firmly secure in place. The bottom fitting clamps around the heel of the gate and is adjustable to allow for easy gate alignment after fitting. This is particularly useful when hanging pairs of gates. The hook to bolt features a 9mm drilled hole for R clips or lynch pins (not included) to be fitted to prevent the gate being lifted off. The hooks to drive are barbed to prevent the gate from working loose. Depending on the weight distribution of the gate, the top or bottom pin can be mounted upside down to prevent unwanted removal of the gate.

- Contents:
- 1 x Top Strap
 - 1 x Adjustable Bottom Fitting
 - 1 x Gate Hook to Drive
 - 1 x Hook to Bolt
 - M10 x 95 Galvanised Cup Square Bolts
 - M10 Hex Nuts & Washers

Adjustable Hinge Set with Hook on Plate



Ideal for
Masonry &
Concrete

Ideal for use on field gates and driveway gates that are to be hung on timber, concrete or masonry posts. The hinge set provides exceptional support to the gate as the top band wraps around the gate and are fixed with cup square bolts to firmly secure in place. The bottom fitting clamps around the heel of the gate and is adjustable to allow for easy gate alignment after fitting. Depending on the weight distribution of the gate, the top or bottom pin can be mounted upside down to prevent unwanted removal of the gate.

- Contents:
- 1 x Top Strap
 - 1 x Adjustable Bottom Gate Fitting
 - 2 x Hook on Plates
 - M10 x 95 Galvanised Cup Square Bolts
 - M10 Hex Nuts & Washers
 - M10 x 65mm Galvanised Coach Screws

Field Gate Information			
To Suit Gate Width	3-4ft/ 900-1200mm	4-9ft/ 1200-2700mm	9-12ft/ 2700-3600mm
To Suit Gate Thickness	3" / 75mm	3" / 75mm	3" / 75mm

Product Dimensions			
Top Strap Length	12" / 300mm	18" / 450mm	24" / 600mm
Strap Thickness	6mm	6mm	6mm
Hook To Bolt Ø x Length (mm)	M20 x 350	M20 x 350	M20 x 350
Gate Eye Size Ø x Length (mm)	M19 x 250	M19 x 250	M19 x 250
Heel Clip Size Length x Width x Depth (mm)	86 x 50 x 32	86 x 50 x 32	86 x 50 x 32
Hook to Drive Size (mm)	215 x 22	215 x 22	215 x 22
Pin Ø	3/4" / 19mm	3/4" / 19mm	3/4" / 19mm

Fixings Information			
No. of Carriage Bolts	2	3	3
Carriage Bolt Ø (mm)	M10	M10	M10

Product Code	Top Strap Length (inch)	Top Strap Length (mm)	To Suit Gate Width (ft)	To Suit Gate Width (mm)	Pack Qty (pcs)	Carton Qty (packs)
BAG - FIXINGS INCLUDED						
AFH300G	12	300	3-4	900-1200	1	4
AFH450G	18	450	4-9	1200-2700	1	4
AFH600G	24	600	9-12	2700-3600	1	4

FGS01

Field Gate Information			
To Suit Gate Width	3-4ft/ 900-1200mm	4-9ft/ 1200-2700mm	9-12ft/ 2700-3600mm
To Suit Gate Thickness	3" / 75mm	3" / 75mm	3" / 75mm

Product Dimensions			
Top Strap Length	12" / 300mm	18" / 450mm	24" / 600mm
Strap Thickness	6mm	6mm	6mm
Hook on Plate Length x Width (mm)	100 x 100	100 x 100	100 x 100
Gate Eye Size Ø x Length (mm)	M19 x 250	M19 x 250	M19 x 250
Heel Clip Size Length x Width x Depth (mm)	86 x 50 x 32	86 x 50 x 32	86 x 50 x 32
Pin Ø	3/4" / 19mm	3/4" / 19mm	3/4" / 19mm

Product Dimensions			
No. of Coach Screws	8	8	8
Coach Screws Ø (mm)	M10	M10	M10
No. of Carriage Bolts	2	3	3
Carriage Bolt Ø (mm)	M10	M10	M10

Product Code	Top Strap Length (inch)	Top Strap Length (mm)	To Suit Gate Width (ft)	To Suit Gate Width (mm)	Pack Qty (pcs)	Carton Qty (packs)
BAG - FIXINGS INCLUDED						
AFHP300G	12	300	3-4	900-1200	1	4
AFHP450G	18	450	4-9	1200-2700	1	4
AFHP600G	24	600	9-12	2700-3600	1	4

FGH01

Field Gate Catches



Field Gate Spring Fastener Set with Staple Catch



Contents:
1 x Spring Latch Arm
1 x Arm Holding Gate Bracket
1 x Hammer-In Latch Retainer
Exterior Woodscrews

A heavy duty catch for field gates with a high frequency of use. The gate locates behind the peg of the double leg catch automatically when closed.
The catch requires an in front of post gate mounting.



Technical Data	
Size (mm)	610
Overall Length (mm)	610
Handle Length (mm)	310
Spring Keep L x W x H (mm)	250 x 75 x 25
Staple Catch L x W (mm)	180 x 80

Product Code	Size (mm)	Pack Qty (pcs)	Carton Qty (packs)
Hot Dipped Galvanised	610	1	FGC01
BAG - FIXINGS INCLUDED			
SFF610G	610	1	FGC01

Field Gate Hunting Type Lift Catch with Cranked Striker



Contents:
1 x Hunting Type Catch
1 x Spike Peg with Washer and Nut
Coach Screws


A heavy duty catch that is ideal for field and equestrian gates. An elongated handle allows gates to be used by horse riders without the need to dismount. The latch automatically engages when the gate is closed and is pad-lockable for additional security.
The catch requires an in front of post gate mounting.



Technical Data	
Size (mm)	425
Overall Length (mm)	425
Backplate L x W (mm)	150 x 30
Catch Projection (mm)	120
Handle Length (mm)	300
Strike Peg Ø x L (mm)	12 x 150

Product Code	Size (mm)	Pack Qty (pcs)	Carton Qty (packs)
Hot Dipped Galvanised	425	1	FGC01
BAG - FIXINGS INCLUDED			
HLC425G	425	1	FGC01

Field Gate Self Locking Catch with Cranked Striker



Contents:
1 x Self Locking Catch
1 x Spike Peg with Washer and Nut
Coach Screws

A heavy duty gate catch that is ideal for field and driveway gates. The latch automatically engages when the gate is closed and is pad-lockable for additional security.
The catch requires an in front of post gate mounting.



Technical Data	
Size (mm)	120
Catch Projection (mm)	120
Backplate L x W (mm)	150 x 30
Strike Peg Ø x L (mm)	12 x 150

Product Code	Size (mm)	Pack Qty (pcs)	Carton Qty (packs)
Hot Dipped Galvanised	120	1	FGC01
BAG - FIXINGS INCLUDED			
SLCG	120	1	FGC01

Throw-Over Loops



Throw-Over Gate Loop



Ideal for securing pairs of gates in a closed position.

Product Code	Length (mm)	Thickness (mm)	To Suit Gate Thickness (mm)	Pack Qty (pcs)	Carton Qty (packs)
Hot Dipped Galvanised					
BAG - FIXINGS INCLUDED					
TGL150G	150	6	75	1	10
TGL350G	350	6	75	1	10

FGH01

Throw-Over Gate Loop with Lifting Handle



Ideal for securing pairs of gates in a closed position. Features a loop handle for ease of operation, particularly from the saddle of a horse.

Product Code	Length (mm)	Thickness (mm)	To Suit Gate Thickness (mm)	Pack Qty (pcs)	Carton Qty (packs)
Hot Dipped Galvanised					
BAG - NO FIXINGS REQUIRED					
TGLH350G	350	6	75	1	10
TGLH450G	450	6	75	1	10

FGH01

Throw-Over Locking Gate Loop



Ideal for securing pairs of gates in a closed position. Features a locking hasp and staple to prevent risk of animal / equipment theft or unwanted access.

Product Code	Length (mm)	Thickness (mm)	Staple Plate Size (mm)	To Suit Gate Thickness (mm)	Max. Padlock Shackles Ø (mm)	Pack Qty (pcs)	Carton Qty (packs)
Hot Dipped Galvanised							
BAG - NO FIXINGS REQUIRED							
TLGL450G	450	6	65 x 65	75	12	1	10

FGH01

Field Gate Wheels

Light Duty Spring Loaded Field Gate Wheel



A light duty spring loaded gate wheel that is ideal for domestic and light commercial applications. Provides support at the leading edge of gates and doors and self adjusts to overcome sloping or uneven groundwork.

Product Code	Length (mm)	Pack Qty (pcs)	Carton Qty (packs)
Zinc			
BAG - FIXINGS INCLUDED			
GW10ZB	270	1	10

GAB06

Technical Data	
Length (mm)	270
Wheel Ø (mm)	100
Backplate Length x Width (mm)	100 x 25
Max. Gate Weight (kg)	50
Max. Spring Compression (mm)	40

Heavy Duty Spring Loaded Field Gate Wheel



A heavy duty spring loaded gate wheel that is ideal for agricultural and heavy commercial applications.

This wheel provides support at the leading edge of gates and doors and self adjusts to overcome sloping or uneven groundwork.



Technical Data	
Length (mm)	370
Wheel Ø (mm)	102
Backplate Length x Width (mm)	165 x 50
Max. Gate Weight (kg)	135
Max. Spring Compression (mm)	50

Product Code	Length (mm)	Pack Qty (pcs)	Carton Qty (packs)
Epoxy Black			
BAG - FIXINGS INCLUDED			
GW14BB	370	1	5

GAB06

Fence Post Supports



Drive in Post Spikes

Drive in post spikes are a quick and easy way to erect fencing and garden posts as they require no digging or concreting into place, saving time and money. They feature a 4 fin steel spike to ensure a solid, permanent, wind resistant fit. Available in a red oxide powder coat to blend in with the fencing and provides medium rust protection or hot dip galvanised for maximum rust protection. Both options can be over painted.

For 4ft fencing use a 600mm spike, for 6ft fencing use a 750mm spike.

Bolt Secure



Both these systems prevents against post rot and decay as it will hold the base of the post above ground level.

Driving Tool



Quick Fit



Carriage bolts tighten and clamp the post firmly to prevent any post movement, as well as allowing for over / under sized post tolerance. Allows for removal of the post at a later stage if required.

The quick fit version features inverted fins inside the post holder section that will hold the post in a vice like grip. The system prevents against post rot and decay as it will hold the base of the post above ground level.

Technical Data

To Suit Post Size (mm)	50 x 50	70 x 70	75 x 75	90 x 90	100 x 100
To Suit Post Size (inch)	2 x 2	2 7/8 x 2 7/8	3 x 3	3 1/2 x 3 1/2	4 x 4
Spike Length (mm)	450	600	600	750	600
Spike Length (inch)	18	24	24	30	24
Post Holder Length (mm)	150	150	150	150	150
Total Length (mm)	600	750	750	900	750

Product Code

Oxide Red Powder Coated	Hot Dipped Galvanised	To Suit Post Size (mm)	Spike Length (mm)	Pack Qty (pcs)	Carton Qty (packs)	Pallet Qty (packs)
BOLT SECURE - EACH						
PSB50450	PSB50450G	50 x 50	450	1	10	330
PSB70600	-	70 x 70	600	1	10	180
PSB75600	PSB75600G	75 x 75	600	1	10	180
PSB75750	PSB75750G	75 x 75	750	1	8	144
PSB90600	-	90 x 90	600	1	8	128
PSB100600	PSB100600G	100 x 100	600	1	8	112
PSB100750	PSB100750G	100 x 100	750	1	6	84
QUICK FIT - EACH						
PSQ75600	PSQ75600G	75 x 75	600	1	10	120
PSQ75750	PSQ75750G	75 x 75	750	1	10	200
PSQ100600	PSQ100600G	100 x 100	600	1	8	128
PSQ100750	PSQ100750G	100 x 100	750	1	6	144
DRIVING TOOL - EACH						
DT75	-	75 x 75	-	1	10	450
DT100	-	100 x 100	-	1	10	360

FCAD1

Bolt Down Shoes

Bolt down fence post shoes are a quick and easy way to erect fencing and garden posts as they require no digging or concreting into place, saving time and money. Designed to be fixed down onto an existing concrete base or wall and are perfect for patio fencing, decking, pergolas or car ports.

Bolt Secure

- Bolts secure and clamp the post firmly in place
- Bolts allow for post removal at a later stage
- Prevents against post rot and decay as it holds the base of the post above ground level
- Can be over painted



Quick Fit

- Inverted fins hold the post in a vice like grip
- Prevents against post rot and decay as it holds the base of the post above ground level
- Can be over painted



Flush Fit - Bolt Secure

- Designed to be fixed down onto an existing concrete base or wall where the post needs to be fitted flush against a wall
- Bolts secure and clamp the post firmly in place
- Bolts allow for post removal at a later stage
- Prevents against post rot and decay
- Can be over painted



Technical Data

To Suit Post Size (mm)	50 to 90	100 x 100	150 x 150
Post Holder Length (mm)	150		
Base Plate Size (mm)	150 x 150	180 x 180	225 x 225
No. of Fixing Holes	4		
Fixing Hole Size (mm)	11.0		

Product Code

Oxide Red Powder Coated	Hot Dipped Galvanised	To Suit Post Size (mm)	To Suit Post Size (inch)	Pack Qty (pcs)	MOQ Qty (packs)	Pallet Qty (packs)
BOLT SECURE - EACH						
BDB50	BDB50G	50 x 50	2 x 2	1	10	120
BDB70	-	70 x 70	2 7/8 x 2 7/8	1	10	120
BDB75	BDB75G	75 x 75	3 x 3	1	10	480
BDB90	-	90 x 90	3 1/2 x 3 1/2	1	10	120
BDB100	BDB100G	100 x 100	4 x 4	1	10	180
BDB150	BDB150G	150 x 150	6 x 6	1	6	144
QUICK FIT - EACH						
BDQ75	BDQ75G	75 x 75	3 x 3	1	10	480
BDQ100	BDQ100G	100 x 100	4 x 4	1	10	180
FLUSH FIT - BOLT SECURE - EACH						
FBDB75	FBDB75G	75 x 75	3 x 3	1	10	600
FBDB100	FBDB100G	100 x 100	4 x 4	1	10	240

FCAD2

Concrete in Shoe - Bolt Secure

Designed to be set into concrete.

- Fins hold the support firmly in the concrete
- Bolts secure and clamp the post firmly in place
- Bolts allow for post removal at a later stage
- Prevents against post rot and decay as it holds the base of the post above ground level
- Can be over painted



Technical Data			
To Suit Post Size (mm)	75 x 75	100 x 100	
Spike Length (mm)	200	200	
Post Holder Length (mm)	150	150	
Total Length (mm)	350	350	

Product Code		To Suit Post Size (mm)	To Suit Post Size (inch)	Pack Qty (pcs)	MOQ Qty (packs)	Pallet Qty (packs)
Oxide Red Powder Coated	Hot Dipped Galvanised					
EACH						
CSB75	CSB75G	75 x 75	3 x 3	1	10	300
CSB100	CSB100G	100 x 100	4 x 4	1	10	160

CA02

Repair Spike - Bolt Secure

Designed for the repair and replacement of rotten or damaged fence posts that have been concreted in.

- The spike drives down between the existing wood post and concrete to leave a solid base for installation of a new post
- Bolts secure and clamp the post firmly in place
- Bolts allow for post removal at a later stage
- Prevents against post rot and decay as it holds the base of the post above ground level
- Can be over painted



Technical Data			
To Suit Post Size (mm)	75 x 75	100 x 100	
Spike Length (mm)	300	300	
Post Holder Length (mm)	150	150	
Total Length (mm)	450	450	

Product Code		To Suit Post Size (mm)	To Suit Post Size (inch)	Pack Qty (pcs)	MOQ Qty (packs)	Pallet Qty (packs)
Oxide Red Powder Coated	Hot Dipped Galvanised					
EACH						
RS75	RS75G	75 x 75	3 x 3	1	10	100
RS100	RS100G	100 x 100	4 x 4	1	10	80

FC03

Post Extenders

Quick Fit



- Raise the height of fence posts by up to 1m
- Fins hold each post in a vice like grip
- Can be painted over to match with a different fence colour

Product Code	To Suit Post Size (mm)	To Suit Post Size (inch)	Length (mm)	Pack Qty (pcs)	MOQ Qty (packs)	Pallet Qty (packs)
Oxide Red Powder Coated						
EACH						
PEX75	75 x 75	3 x 3	180	1	10	360
PEX100	100 x 100	4 x 4	180	1	10	320

CA02

Universal



- Raise the height of fence posts by up to 1.2m
- x12 4.0mm screw holes

Product Code	Size L x W x W (mm)	Thickness (mm)	Pack Qty (pcs)	MOQ Qty (packs)	Pallet Qty (packs)
Galvanised					
EACH					
UPE180	180 x 60 x 60	2.0	1	25	2200

FC04

Fence Post Caps

Pyramid Post Cap

- Perfect decorative finish to the top of fence post
- Protects the top of the fence post from weather damage
- Can be painted over to match with a different fence colour



Product Code			To Suit Post Size (mm)	To Suit Post Size (inch)	Pack Qty (pcs)	Carton Qty (packs)	Pallet Qty (packs)
Oxide Red Powder Coated	Epoxy Black	Zinc					
EACH							
FPC50	FPC50B	FPC50G	50 x 50	2 x 2	1	25	5400
FPC75	FPC75B	FPC75G	75 x 75	3 x 3	1	25	3000
FPC100	FPC100B	FPC100G	100 x 100	4 x 4	1	25	4000

FC05

Ball Post Cap


- Perfect decorative finish to the top of fence post
- Protects the top of the fence post from weather damage
- Can be painted over to match with a different fence colour



Product Code			To Suit Post Size (mm)	To Suit Post Size (inch)	Pack Qty (pcs)	Carton Qty (packs)	Pallet Qty (packs)
Oxide Red Powder Coated	Epoxy Black	Zinc					
EACH							
BPC50	BPC50B	BPC50G	50 x 50	2 x 2	1	45	2700
BPC75	BPC75B	BPC75G	75 x 75	3 x 3	1	30	1080
BPC100	BPC100B	BPC100G	100 x 100	4 x 4	1	24	960

FC05

Fencing Accessories



Arris Rail Mortise Bracket




Suitable for securing arris rails to a concrete post when building feather edge fencing or to repair a wooden arris rail to an existing post.

- x6 5.0mm screw holes

Product Code	Size L x W (mm)	Thickness (mm)	Pack Qty (pcs)	MOQ Qty (packs)	Pallet Qty (packs)
Galvanised					
EACH					
ARBM200	200 x 62	1.5	1	25	1200 FCA06

Arris Rail Bracket



Suitable for securing arris rails to a square fence post when building feather edge fencing or to repair a wooden arris rail to an existing post.

- x10 5.0mm screw holes

Product Code	Size L x W (mm)	Thickness (mm)	Pack Qty (pcs)	MOQ Qty (packs)	Pallet Qty (packs)
Galvanised					
EACH					
ARS225	225 x 65	0.75	1	25	2800
ARS300	300 x 65	0.75	1	25	2100 FCA06

Arris Rail Support Bracket



For fitting arris rails to timber posts when building feather edge fencing or to repair a wooden arris rail to an existing post.

- x4 4.0mm screw holes

Product Code	Size L x W x W (mm)	Thickness (mm)	Pack Qty (pairs)	MOQ Qty (packs)	Pallet Qty (packs)
Galvanised					
EACH					
ARBS	90 x 60 x 60	2.0	1	25	2000 FCA06

Knee Rail Support Bracket



Designed for securing rails onto birds mouth posts.

Product Code	Size L x W (mm)	Pack Qty (pcs)	MOQ Qty (packs)	Pallet Qty (packs)
Galvanised				
EACH				
KRS46	250 x 46	1	50	300
KRS90	250 x 90	1	50	300 FCA06

Gravel Board Clip



A quick and easy way to attach timber gravel boards to timber fence posts.

- x2 5.5mm screw holes

Product Code	Size L x W x D (mm)	Thickness (mm)	Pack Qty (pcs)	MOQ Qty (packs)	Pallet Qty (packs)
Galvanised					
EACH					
GB25	150 x 25 x 30	1.5	1	25	3750
GB50	150 x 50 x 30	1.5	1	25	1925 FCA06

Twin Pin Gravel Board Clip



Suitable for fitting concrete gravel boards to concrete posts. The backplate mounts to the gravel board and the two pins locate into the post.

Product Code	Size L x W (mm)	Thickness (mm)	Pin Ø (mm)	Pack Qty (pcs)	MOQ Qty (packs)	Pallet Qty (packs)
Galvanised						
EACH						
GB2P	150 x 50	4	10	1	25	2400 FCA06

Panel Clip



A quick and easy way to secure fence panels and trellis to timber, these can also be plugged and screwed into masonry.

- x4 5.0mm screw holes

Product Code	Size L x W x D (mm)	Thickness (mm)	Pack Qty (pcs)	MOQ Qty (packs)	Pallet Qty (packs)
Galvanised					
EACH					
PC44	50 x 44 x 25	1.0	1	100	11200
PC50	50 x 50 x 25	1.0	1	100	10000 FCA06

Z Clip



For attaching trellis or timber fence panels to posts.

- x4 4.0mm screw holes

Product Code	Size L x W x D (mm)	Thickness (mm)	MOQ Qty (pcs)	Carton Qty (packs)
Galvanised				
EACH				
ZC60	60 x 56 x 15	1.5	100	100 FCA06

Panel Security Bracket



Designed for securing fence panels to 4" concrete posts and helps prevent unwanted removal or theft of fence panels.

- x2 5.0mm screw holes

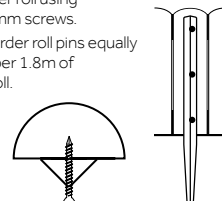
Product Code	Size L x W (mm)	Thickness (mm)	Pack Qty (pcs)	MOQ Qty (packs)	Pallet Qty (packs)
Galvanised					
EACH					
PSB233	233 x 40	1.5	1	50	2700 FCA06

Border Roll Pin



Ideal for securing border roll to the ground. The pin is pre drilled and attached to rear of the border roll using 4.5 x 50mm screws.

Use 3 border roll pins equally spaced per 1.8m of border roll.



Product Code	Size L x W x D (mm)	Pack Qty (pcs)	MOQ Qty (packs)	Pallet Qty (packs)
Galvanised				
EACH				
323450	450 x 23 x 23	1	50	4000 FCA06

Chains & Accessories



Bow Shackle



Ideal for connecting lengths of chain or fixing to anchor points.



Product Code	Shackle Ø (mm)	Inner Link L (mm)	Inner Link W (mm)	Safe Working Load (kg)	Pack Qty (pcs)	Carton Qty (packs)
Hot Dipped Galvanised						
BAG - EXCLUDES FIXINGS						
5BSB	5	19	15	80	20	25
6BSB	6	24	18	100	20	17
8BSB	8	32	24	200	20	10
GAB02						
TIMBAG - FIXINGS INCLUDED						
5BSP	5	20	10	80	5	15
6BSP	6	24	12	100	5	15
8BSP	8	32	16	200	5	15
L=LENGTH W=WIDTH GAP09						

Dee Shackle



Ideal for connecting lengths of chain or fixing to anchor points.

Product Code	Shackle Ø (mm)	Inner Link L (mm)	Inner Link W (mm)	Safe Working Load (kg)	Pack Qty (pcs)	Carton Qty (packs)
Hot Dipped Galvanised						
BAG - EXCLUDES FIXINGS						
5DSB	5	20	10	80	20	25
6DSB	6	24	12	100	20	17
8DSB	8	32	16	200	20	10
GAB02						
TIMBAG - FIXINGS INCLUDED						
5DSP	5	20	10	80	5	15
6DSP	6	24	12	100	5	15
8DSP	8	32	16	200	5	15
L=LENGTH W=WIDTH GAP03						

Quick Repair Link



Ideal for connecting lengths of chain or repairing broken chain links.

Product Code	Shackle Ø (mm)	Inner Link L (mm)	Inner Link W (mm)	Safe Working Load (kg)	Pack Qty (pcs)	Carton Qty (packs)
Zinc						
BAG - EXCLUDES FIXINGS						
5QLB	5	51	23	50	10	44
6QLB	6	58	27	85	10	30
8QLB	8	74	34	150	5	32
GAB02						
TIMBAG - FIXINGS INCLUDED						
5QLP	5	51	23	50	5	15
6QLP	6	58	27	85	5	15
8QLP	8	74	34	150	5	15
L=LENGTH W=WIDTH GAP02						

Carbine Hook



Spring loaded hook ideal for connecting lengths of chain or attaching to anchor points.

Product Code	Shackle Ø (mm)	Safe Working Load (kg)	Pack Qty (pcs)	Carton Qty (packs)
Zinc				
BAG - EXCLUDES FIXINGS				
5CHB	5	45	10	50
6CHB	6	75	10	30
8CHB	8	125	10	16
GAB02				
TIMBAG - FIXINGS INCLUDED				
5CHP	5	45	5	15
6CHP	6	75	5	15
8CHP	8	125	5	15
GAP10				

Hook on Plate



Ideal as an anchor point using chain, rope or wire.

Product Code	Plate Size L x W (mm)	Hook Projection (mm)	Screw Hole Ø (mm)	Pack Qty (pcs)	Carton Qty (packs)
Hot Dipped Galvanised					
BAG - EXCLUDES FIXINGS					
HP2GB	50 x 50	73	6.0	1	160
GAB02					
TIMBAG - FIXINGS INCLUDED					
HP2GP	50 x 50	73	6.0	1	10
GAP07					

Ring on Plate

Ideal as an anchor point using chain, rope or wire.



Product Code	Plate Size L x W (mm)	Ring Ø (mm)	Screw Hole Ø (mm)	Pack Qty (pcs)	Carton Qty (packs)
Hot Dipped Galvanised					
BAG - EXCLUDES FIXINGS					
RP2GB	50 x 50	65	6.0	1	160
GAB02					
TIMBAG - FIXINGS INCLUDED					
RP2GP	50 x 50	65	6.0	1	15
GAP07					

Staple on Plate



Ideal as an anchor point using chain, rope or wire.

Product Code	Plate Size L x W (mm)	Staple Proj. (mm)	Staple Width (mm)	Screw Hole Ø (mm)	Pack Qty (pcs)	Carton Qty (packs)
Hot Dipped Galvanised						
BAG - EXCLUDES FIXINGS						
SP2GB	50 x 50	28	15	6.0	1	160
GAB02						
TIMBAG - FIXINGS INCLUDED						
SP2GP	50 x 50	28	15	6.0	1	15
L=LENGTH W=WIDTH GAP07						

Welded Link Chains

NEW SIZES

Single Link Jack Chain

Ideal for the hanging of light fittings, pictures, mirrors, signs and hanging flower baskets. Zinc plated for improved resistance to corrosion.



Welded link chain is ideal for securing farm gates and machinery among a variety of other uses. Not suitable for overhead lifting, load binding or towing.

Product Code	Length (m)	Shackle Ø (mm)	Inner Link L (mm)	Inner Link W (mm)	Safe Working Load (kg)	Pack Qty (pcs)	Carton Qty (packs)
Hot Dipped Galvanised							
EACH							
432HDGC	3.0	4	32	8	80	1	20
642HDGC	2.0	6	42	12	160	1	15
852HDGC	1.5	8	52	16	320	1	10
432HDGC10	10.0	4	32	8	80	1	6
521HDGC10	10.0	5	21	10	125	1	4
642HDGC10	10.0	6	42	12	160	1	3
Zinc BOX							
326BZPC10	10.0	3	26	8	40	1	8

L=LENGTH W=WIDTH GAP08

NEW



Product Code	Length (m)	Shackle Ø (mm)	Safe Working Load (kg)	Pack Qty (pcs)	Carton Qty (packs)
Zinc BOX					
427487	10	3	7.5	1	12

GAP08

Wire Ropes

NEW

Wire rope with 7x7 construction and zinc plating for corrosion resistance. Good degree of flexibility and ideal for stay wires, fencing, hanging signs, garage doors and catenary wire.



Product Code	Length (m)	Shackle Ø (mm)	Pack Qty (pcs)	Carton Qty (packs)
Zinc BOX				
427506	30	2	1	20
427333	20	3	1	25
427004	10	4	1	20

GAP11

Wire Rope Grips

NEW

Wire rope grips used for the formation of an eye or loop at the end of a wire rope. Zinc plated for improved resistance to corrosion.



Product Code	To Suit Rope Size (mm)	Pack Qty (pcs)	Carton Qty (packs)
Zinc BOX			
427819	3	20	50

GAP11

Wire Rope Thimbles

NEW

Wire rope thimbles are used to protect the eyes of cable and rope slings from abrasion by providing a solid steel barrier between the cable strands and other rigging fittings used in the connection. Zinc plated for improved resistance to corrosion.



Product Code	To Suit Rope Size (mm)	Pack Qty (pcs)	Carton Qty (packs)
Zinc BOX			
427110	4	20	50

GAP11



Merlin Accessories Ltd
Unit G, Nickel Close
Winnall Trading Estate
Winchester
SO23 7RJ

01962 842002

Opening Hours
Monday to Thursday: 7:30 - 17:30
Friday: 7:30 - 17:00